



skram

2023 pricelist - v1.0

## contents

---

<b>altai collection</b>	<b>3</b>
<b>drop series</b>	<b>19</b>
<b>independents</b>	<b>32</b>
<b>lineground</b>	<b>55</b>
<b>piedmont</b>	<b>84</b>
<b>wishbone</b>	<b>108</b>
<b>lighting &amp; accessories</b>	<b>126</b>
<b>terms and conditions</b>	<b>144</b>

**note:** this is an interactive document.  
-click text above for direct link to corresponding product page.  
-skram logo returns to collection index page.

**skram**  
altai collection



## altai collection: contents

---

materiality	5
altai material options	6
altai collection	9
side table	10
cocktail table	11
console table	12
apothecary console	13
dining table	14
apothecary desk	15
bench	16
easy chair	17
shelving	18
terms and conditions	145
contact	146
warranty	147
quickship	148
rush order	148
custom	148
shipping	149
freight damage and claims	150
returns/cancellations	150

**note:** this is an interactive document.


-click text above for direct link to corresponding product page.

-skram logo returns to collection index page.



## materiality

---



**MATERIALS:** The materials that constitute the Skram range are the finest of their kind. They are selected, matched, seamed, and joined by experts devoted to craft, not by machines. The natural character of our materials affirms and enhances the identity of each object. Beyond the standard options, Skram products are fully customizable. The material options are truly limitless. Please contact our design department if you would like to discuss your project.

**SAMPLES:** Prospective clients may request physical samples from Skram directly or through a Skram representative to confirm selections prior to placing an order. While we do not charge for sampling of standard materials and finishes, we do kindly request that clients limit their selections as possible in advance. Sample requests may be directed to [info@skramfurniture.com](mailto:info@skramfurniture.com).

## altai material options

---

### timber



WA-N: white ash, natural



WA-G: white ash, grey



WA-E: white ash, ebonized



WA-WW: white ash, whitewashed



WAL: walnut, natural



**TIMBER:** North American timbers form the core of our manufacturing focus for most casegoods, tables, and seating. These are harvested within 500 miles of our North Carolina workshop. Hardwoods are individually hand-selected for color and grain. Our solid timber products are constructed with mortise-and-tenon joinery throughout and exhibit matched seams and 'waterfall' edges as applicable.

**WOOD FINISHES:** All skram standard wood finishes are contract-grade, GreenGuard Certified 2k urethanes. They produce a low-sheen, open-gained, natural effect with a 'soft-hand'. Alternatively, hand-applied oil-varnish finishes are available for many products and this option is quoted by request on a case-by-case basis.

### notes:

-contact skram sales department for custom material or finish options.

## altai material options

---

### metal: matte opaque



MOB: matte opaque black




MOW: matte opaque white



MOC: matte opaque charcoal




### metal: natural




SS4: brushed stainless steel



GML: gunmetal steel\*



NRB: rubbed bronze, natural



DRB: rubbed bronze, dark

**METAL:** From soft matte opaques to character-imbued patinas, Skram metals are contrast and complement to our wood selections. A matte opaque is a calming counterpoint to the decadence of santos rosewood, while brushed stainless steel or bronze complement the quiet strength of walnut. Gunmetal steel—raw and laden with the intrinsic character—seeks open-grained wood, like olive ash. Whatever your specification, our metals offer endless experiences and possibilities.

**OPAQUES:** Skram opaque metal finishes are contract grade 2k urethanes or powder coats, depending on the product. Standard opaques are black (MOB), charcoal (MOC), and white (MOW). Custom colors may be specified via the RAL color system. Default sheen for opaque metal finishes is matte.

**GUNMETAL STEEL:** This natural patina finish offers natural character rather than monolithic color. Skram's Gunmetal (GML) finish on steel features a hand 'rub-back of edges of the patinized surfaces to accentuate the greys and silvers of the base metal and the highlighting of the inherent variability of steel.

**STAINLESS STEEL/BRONZE:** Surface finishing on stainless steel is a no. 4 polish, also referred to as 'brushed'. Bronze may be either natural (NRB) or dark (DRB). Bronze finishes have a non-directional 'rubbed' surface and are sealed by lacquer/wax clear topcoats.

#### notes:

-contact skram sales department for custom material or finish options.

## altai material options

---


### wollsdorf mammut leather - tier one options: easy chair only



black: 25599



dark red: 25510



doe: 35284



pewter: 25519



tan: 35285



### wollsdorf mammut leather - tier two options: easy chair only

[link to options on materiality page of Skram website.](#)

**UPHOLSTERY LEATHER:** In order to provide our clients with the highest quality leathers on our upholstered products, we partner with Wallsdorf Leather, which is renowned for its unparalleled quality. Wallsdorf is a world leader in carbon neutral manufacturing and we're proud to feature such beautiful material on our furniture. Standard/stocked tier 1 options are shown above.

#### notes:


- COM swatch and/or specifications must be submitted for approval by skram upholstery department.
- contact skram sales department for custom material options.



**altai collection**



**A01:** W: 10/25 D: 10/25 H: 18/46




**A04:** W: 22/56 D: 22/56 H: 18/46

**Description:** Altai side tables are offered in 2 standard models. Features include a solid 2.5" thick timber top with reverse bullnose edge profile and Altai's signature leg design in metal and carved timber. This product is suitable for use in residential or design-driven contract environments. Please contact skram for custom size, material, and configuration options.

timber options	white ash natural	white ash ebonized	white ash grey	white ash whitewashed	walnut natural
	<b>A01:</b> 1609	<b>A01:</b> 1641	<b>A01:</b> 1706	<b>A01:</b> 1706	<b>A01:</b> 1706
	<b>A04:</b> 2368	<b>A04:</b> 2415	<b>A04:</b> 2510	<b>A04:</b> 2510	<b>A04:</b> 2510

metal finish options	
opaque color: matte black	add 0
opaque color: matte white, matte charcoal	add 4%
opaque color: custom	add 14%
gunmetal steel*	add 14%
brushed stainless steel	contact skram
rubbed bronze: natural, dark	contact skram

\*character grade finish. this finish will include variations in color, tone, and density as well as surface irregularities resulting from the fabrication process.



A07: W: 54/137 D: 30/76 H: 18/46

**Description:** Altai collection cocktail table features include a solid 2.5" thick timber top with reverse bullnose edge profile and Altai's signature leg design in metal and carved timber. This product is suitable for use in residential or design-driven contract environments. Please contact skram for custom size, material, and configuration options.

timber options	white ash natural	white ash ebonized	white ash grey	white ash whitewashed	walnut natural
	6657	6790	7057	7057	7057

metal finish options	
opaque color: matte black	add 0
opaque color: matte white, matte charcoal	add 4%
opaque color: custom	add 14%
gunmetal steel*	add 14%
brushed stainless steel	contact skram
rubbed bronze: natural, dark	contact skram

\*character grade finish. this finish will include variations in color, tone, and density as well as surface irregularities resulting from the fabrication process.



**A14:** W: 72/183 × D: 14/36 × H: 28/71

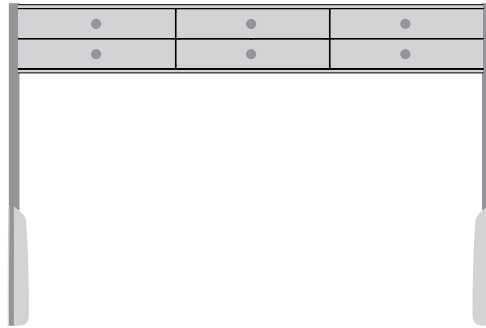
**A15:** W: 72/183 × D: 14/36 × H: 32/81

**Description:** Altai collection consoles are offered in heights of 28 or 32 with 6 legs. Features include a solid 2.5" thick timber top with reverse bullnose edge profile and Altai's signature leg design in metal and carved timber. This product is suitable for use in residential or design-driven contract environments. Please contact skram for custom size, material, and configuration options.

timber options	white ash natural	white ash ebonized	white ash grey	white ash whitewashed	walnut natural
	<b>A14:</b> 5965	<b>A14:</b> 6085	<b>A14:</b> 6323	<b>A14:</b> 6323	<b>A14:</b> 6323
	<b>A15:</b> 5998	<b>A15:</b> 6118	<b>A15:</b> 6358	<b>A15:</b> 6358	<b>A15:</b> 6358

metal finish options	
opaque color: matte black	add 0
opaque color: matte white, matte charcoal	add 4%
opaque color: custom	add 14%
gunmetal steel*	add 14%
brushed stainless steel	contact skram
rubbed bronze: natural, dark	contact skram

\*character grade finish. this finish will include variations in color, tone, and density as well as surface irregularities resulting from the fabrication process.



A17: W: 54/137 D: 18/46 H: 30/76


**Description:** The altai apothecary console table is available in a variety of standard and limited edition veneer and metal finishes. Veneer work is hand-bookmatched. All edges are solid timber to match for added durability. Construction is mortise-and-tenon joinery throughout. 6 drawers—hand-fitted on traditional wood runners—in timber to match are standard. Skram no. 114 machined knobs are standard (natural or dark rubbed bronze). Custom sizes, configurations, and materials are available. This product is suitable for residential or contract use.

veneer options	white ash natural	white ash ebonized	rift white oak natural	white ash grey	white ash whitewashed	walnut natural	santos rosewood
	11159	11383	11606	12275	12275	11271	12945

metal finish options	
opaque color: matte black	add 0
opaque color: matte white, matte charcoal	add 4%
opaque color: custom	add 14%
gunmetal steel*	add 14%
brushed stainless steel	contact skram
rubbed bronze: natural, dark	contact skram

\*character grade finish. this finish will include variations in color, tone, and density as well as surface irregularities resulting from the fabrication process.






**A21:** W: 100/254 × D: 42/107 × H: 30/76

**Description:** Altai collection dining tables features include a solid 2.5" thick timber top with reverse bullnose edge profile and 6 legs with Altai's signature design in metal and carved timber. Steel 'strongbacks' (recessed into the table underside to control seasonal movement) are standard on this and all large skram tables. Custom size, material, and configuration options are available. Residential or contract use.

timber options	white ash natural	white ash ebonized	white ash grey	white ash whitewashed	walnut natural
	11769	12005	12476	12476	12476

metal finish options	
opaque color: matte black	add 0
opaque color: matte white, matte charcoal	add 4%
opaque color: custom	add 14%
gunmetal steel*	add 14%
brushed stainless steel	contact skram
rubbed bronze: natural, dark	contact skram

\*character grade finish. this finish will include variations in color, tone, and density as well as surface irregularities resulting from the fabrication process.




A25: W: 48/121 D: 21/53 H: 30/76

**Description:** The Altai Apothecary Desk table is available in a variety of standard and limited edition veneer and metal finishes. Veneer work is hand-bookmatched. All edges are solid timber to match for added durability. Construction is mortise-and-tenon joinery throughout. 4 drawers—hand-fitted on traditional wood runners—in timber to match are standard. Skram no. 114 machined knobs are standard (matched to metal finish). An inset leather blotter is optional. Custom sizes, configurations, and materials are available. This product is suitable for residential or contract use.

veneer options	white ash natural	white ash ebonized	rift white oak natural	white ash grey	white ash whitewashed	walnut natural	santos rosewood
	9351	9538	9725	10286	10286	9445	10848

metal finish options	
opaque color: matte black	add 0
opaque color: matte white, matte charcoal	add 4%
opaque color: custom	add 14%
gunmetal steel*	add 14%
brushed stainless steel	contact skram
rubbed bronze: natural, dark	contact skram

\*character grade finish. this finish will include variations in color, tone, and density as well as surface irregularities resulting from the fabrication process.



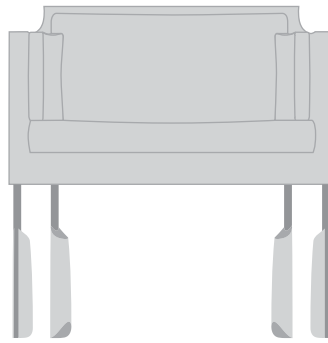
**A31:** W: 72/183 D: 15/38 H: 18/46

**Description:** Altai bench features include a 2.5" thick solid timber seat with reverse bullnose edge profile and 6 legs with Altai's signature leg design in metal and carved timber. Legs may be any standard or custom metal option. This product is suitable for contract or residential use.

timber options	white ash natural	white ash ebonized	white ash grey	white ash whitewashed	walnut natural
	5498	5608	5828	5828	5828

metal finish options	
opaque color: matte black	add 0
opaque color: matte white, matte charcoal	add 4%
opaque color: custom	add 14%
gunmetal steel*	add 14%
brushed stainless steel	contact skram
rubbed bronze: natural, dark	contact skram

\*character grade finish. this finish will include variations in color, tone, and density as well as surface irregularities resulting from the fabrication process.



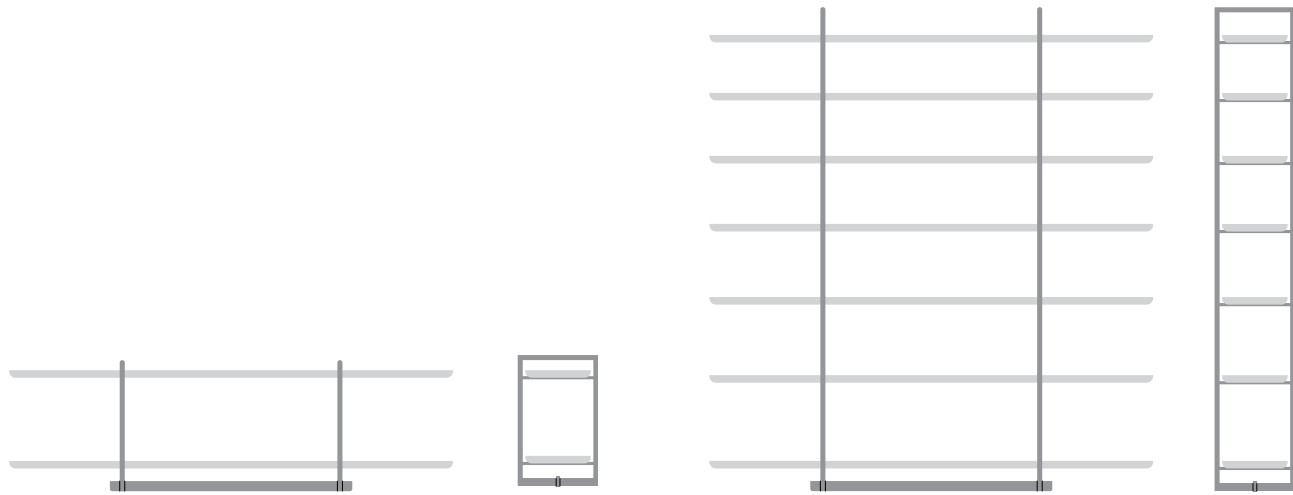
A40: W: 27.5/70 D: 26/66 H: 27/69 SH: 18.5/47

**Description:** The altai easy chair is constructed with a solid hardwood frame with reinforced mortise-and-tenon joinery. Clients may specify upholstery (standard or COM/COL), timber for leg element, and metal material/finish options. Cushions feature down fill and double-needle stitching details. This item is suitable for contract or residential use.

<b>timber options</b>					
	white ash natural	white ash ebonized	white ash grey	white ash whitewashed	walnut natural
	8695	8868	9216	9216	9216
<b>metal finish options</b>					
opaque color: matte black	add 0				
opaque color: matte white, matte charcoal	add 3%				
opaque color: custom	add 4%				
gunmetal steel*	add 6%				
brushed stainless steel	contact skram				
rubbed bronze: natural, dark	contact skram				
<b>upholstery options</b>					
COM/COL**	6.75 yds. COM / 121.5 sq. ft. COL				
Wollsdorf Mammut leather	contact skram				

\*character grade finish. this finish will include variations in color, tone, and density as well as surface irregularities resulting from the fabrication process.

\*\*swatch and/or specifications must be submitted for approval by Skram Upholstery Department.



**A49:** W: 88/224 × D: 16/41 × H: 26/66

**A50:** W: 88/224 × D: 16/41 × H: 96/244

**Description:** Altai shelving is intended for use as a freestanding open storage unit or room divider. The product is constructed of solid timber for the shelves and steel or bronze for the uprights. Standard skram timber and metal finishes may be specified from the options below. Custom sizing and finish options are also available. Residential or contract use.

timber options	white ash natural	white ash ebonized	white ash grey	walnut natural
	A49: 5539	A49: 5649	A49: 5871	A49: 5871
	A50: 12893	A50: 13151	A50: 13667	A50: 13667

metal finish options	
opaque color: matte black	add 0
opaque color: matte white, matte charcoal	add 3%
opaque color: custom	add 4%
gunmetal steel*	add 7%
brushed stainless steel	contact skram
rubbed bronze: natural, dark	contact skram

\*character grade finish. this finish will include variations in color, tone, and density as well as surface irregularities resulting from the fabrication process.



**skram**  
drop series



## drop series: contents

---

materiality	21
material options	22
drop series	25
side tables	26
cocktail table	27
woodrop	28
corkdrop	29
ant b side table	30
mirror	31
terms and conditions	145
contact	146
warranty	147
quickship	148
rush order	148
custom	148
shipping	149
freight damage and	150
claims	150
returns/cancellations	150


**note:** this is an interactive document.

-click text above for direct link to corresponding product page.

-skram logo returns to collection index page.

## materiality

---



**MATERIALS:** The materials that constitute the Skram range are the finest of their kind. They are selected, matched, seamed, and joined by experts devoted to craft, not by machines. The natural character of our materials affirms and enhances the identity of each object. Beyond the standard options, Skram products are fully customizable. The material options are truly limitless. Please contact our design department if you would like to discuss your project.

**SAMPLES:** Prospective clients may request physical samples from Skram directly or through a Skram representative to confirm selections prior to placing an order. While we do not charge for sampling of standard materials and finishes, we do kindly request that clients limit their selections as possible in advance. Sample requests may be directed to [info@skramfurniture.com](mailto:info@skramfurniture.com).


## drop series: material options

---


### timber




WA-N: white ash, natural




WA-G: white ash, grey



WA-E: white ash, ebonized



WA-WW: white ash, whitewashed



WAL: walnut, natural



**TIMBER:** North American timbers form the core of our manufacturing focus for most casegoods, tables, and seating. These are harvested within 500 miles of our North Carolina workshop. Hardwoods are individually hand-selected for color and grain. Our solid timber products are constructed with mortise-and-tenon joinery throughout and exhibit matched seams and 'waterfall' edges as applicable.

**WOOD FINISHES:** All skram standard wood finishes are contract-grade, GreenGuard Certified 2k urethanes. They produce a low-sheen, open-gained, natural effect with a 'soft-hand'. Alternatively, hand-applied oil-varnish finishes are available for many products and this option is quoted by request on a case-by-case basis.

#### notes:

-contact skram sales department for custom material or finish options.



## drop series: material options

---

### metal: matte opaque



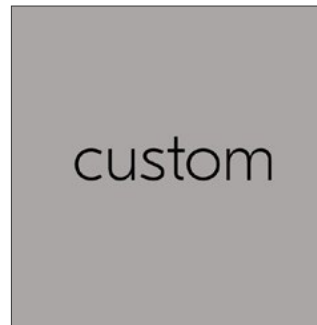
MOB: matte opaque black




MOW: matte opaque white



MOC: matte opaque charcoal




### metal: natural



SS4: brushed stainless steel



GML: gunmetal steel\*



NRB: rubbed bronze, natural



DRB: rubbed bronze, dark

**METAL:** From soft matte opaques to character-imbued patinas, Skram metals are contrast and complement to our wood selections. A matte opaque is a calming counterpoint to the decadence of santos rosewood, while brushed stainless steel or bronze complement the quiet strength of walnut. Gunmetal steel—raw and laden with the intrinsic character—seeks open-grained wood, like olive ash. Whatever your specification, our metals offer endless experiences and possibilities.

**OPAQUES:** Skram opaque metal finishes are contract grade 2k urethanes or powder coats, depending on the product. Standard opaques are black (MOB), charcoal (MOC), and white (MOW). Custom colors may be specified via the RAL color system. Default sheen for opaque metal finishes is matte.

**GUNMETAL STEEL:** This natural patina finish offers natural character rather than monolithic color. Skram's Gunmetal (GML) finish on steel features a hand 'rub-back of edges of the patinized surfaces to accentuate the greys and silvers of the base metal and the highlighting of the inherent variability of steel.

**STAINLESS STEEL/BRONZE:** Surface finishing on stainless steel is a no. 4 polish, also referred to as 'brushed'. Bronze may be either natural (NRB) or dark (DRB). Bronze finishes have a non-directional 'rubbed' surface and are sealed by lacquer/wax clear topcoats.

#### notes:

-contact skram sales department for custom material or finish options.



## drop series: material options

---

### marble



CRM: carrara



NMM: negro marquina



**MARBLE:** Skram uses marble in limited applications within the standard product range and features the material in bespoke applications frequently. Our carrara and negra marquina slabs, as well as other non-standard options, offer an enduring, classic refinement.

### cork



CK-N: cork, natural



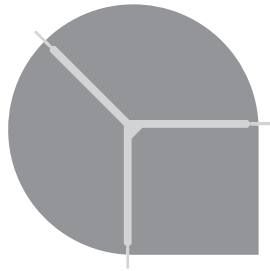
CK-BK: cork, black

**CORK:** Skram is a leader in design, engineering, and fabrication using high density cork. The current Skram range features the material on a variety of furniture and accessory objects, like the Corkdrop—which uses an even-grained tan cork block—or the new Bolota Collection stools and tables—which feature a more variable-grained black cork material. Other machined cork accessories also define the boundaries of modern design in cork and highlight the sustainable beauty of this wonderful material. Skram cork products are finished with a hand-applied natural low-sheen oil/wax finish that is low-maintenance and easy to reapply as desired for rejuvenation.

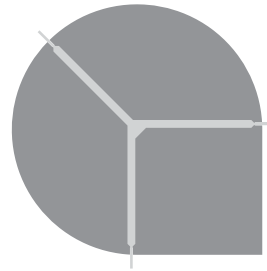
### notes:

-contact skram sales department for custom material or finish options.

**drop series**



**D01:** DIA.: 12/30 × H: 18/46



**D02:** DIA.: 12/30 × H: 24/61

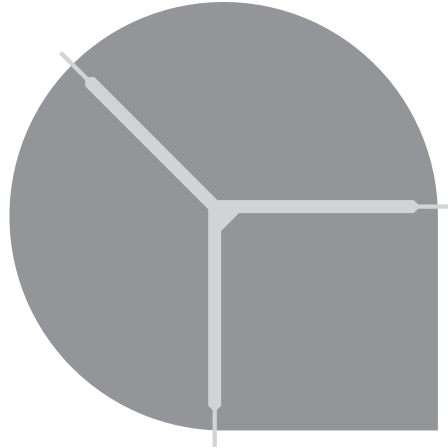
**Description:** Drop side tables are constructed of stone and metal and are offered in three models. The 2 cm 'drop' shaped marble top features a reverse bullnose edge profile and is notched to allow the metalwork detail to be viewed from the surface. Drop side tables may be used independently or in groupings. Custom materials are available. This product is well-suited to contract use on hard flooring surfaces.

stone top options	carrara marble	negro marquina
<b>D01</b>	940	1034
<b>D02</b>	971	1068

metal options	
opaque color: matte black	add 0
opaque color: matte white, matte charcoal	add 3%
opaque color: custom	add 7%
gunmetal steel*	add 7%
brushed stainless steel	contact skram
rubbed bronze: natural, dark	contact skram

\*character grade finish. this finish will include variations in color, tone, and density as well as surface irregularities resulting from the fabrication process.

## drop series cocktail table



**D05:** DIA.: 36/91 × H: 18/46


**Description:** The drop coffee table is constructed of stone and metal. The 3 cm 'drop' shaped marble top features a reverse bullnose edge profile and is notched to allow the metalwork detail to be viewed from the surface. Custom materials are available. Residential or contract use.

<b>stone options</b>	carrara marble 4025	negro marquina 4427
----------------------	------------------------	------------------------

### metal options

opaque color: matte black	add 0
opaque color: matte white, matte charcoal	add 3%
opaque color: custom	add 7%
gunmetal steel*	add 9%
brushed stainless steel	contact skram
rubbed bronze: natural, dark	contact skram


\*character grade finish. this finish will include variations in color, tone, and density as well as surface irregularities resulting from the fabrication process.



D06: DIA.: 12/30 H: 16/41

**Description:** Woodrop is a stool/side table constructed of locally harvested, salvaged timber. The design juxtaposes rigid geometry with 'perfectly imperfect' cracks and checks that form as large pieces of timber naturally dry. Available materials vary; it is advised that customers contact a skram representative for current stock and lead time on materials listed below. Suitable for contract use. Custom options are available. Certain species and finishes may be suitable for protected or exposed outdoor use and clients interested in this option should contact skram for details.

timber/finish options	white ash natural	white ash matte white	white ash matte black	cherry	walnut natural
	957	957	957	as available contact skram	as available contact skram



D07: DIA.: 12/30 H: 17/43

---

**Description:** Corkdrop is a versatile stool/side table in solid high-density natural cork with a walnut insert detail. The product may be used individually or in groupings. Custom options may be available. Residential or contract use. Contact Skram for outdoor use requirements.

material options

high density cork/walnut timber detailing

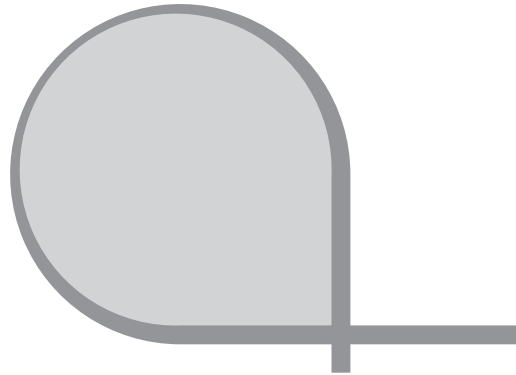
972



**D08:** DIA.: 15/38 × H: 18/46

**Description:** The ant b side table is constructed of solid timber with mortise-and-tenon joinery. A tripod base supports a 'drop' shaped top with reverse bullnose edge profile. The product is available in any standard skram timber option, with optional standard and custom veneer or metal overlays for the top surface.

timber options	white ash natural	white ash ebonized	white ash grey	white ash whitewashed	walnut natural
	983	1002	1061	1061	1130



**D11: Dia.:** 36/91 × D: 6/15  
 Shelf Projection: 18/46

**Description:** The drop series mirror is a wall-mounted product featuring a 'drop' shaped mirror surrounded by a 6" thick stack-laminated solid timber with integral shelf (projecting to right). Mounting hardware is included. Installation by professionals only. Custom sizes, configurations, and materials are available. Residential or contract use.

timber options	white ash natural	white ash ebonized	white ash grey	white ash whitewashed	walnut natural
	6199	6323	6695	6695	7129



**skram**  
independents



## independents: contents

---

materiality	34
material options	35
independents	42
bolota capture	43
gil shelving system	44
knucklehead side table / nightstand	45
L01 armchair	46
plain jane bureau	47
saddlestool	48
stave no. 3	49
tigris bed	50
V4 armchair	51
version 5 rocker	52
version 5 rocker - timber	53
wyandotte guest chair	54
terms and conditions	145
contact	146
warranty	147
quickship	148
rush order	148
custom	148
shipping	149
freight damage and claims	150
returns/cancellations	150


**note:** this is an interactive document.

-click text above for direct link to corresponding product page.

-skram logo returns to collection index page.

## materiality

---



**MATERIALS:** The materials that constitute the Skram range are the finest of their kind. They are selected, matched, seamed, and joined by experts devoted to craft, not by machines. The natural character of our materials affirms and enhances the identity of each object. Beyond the standard options, Skram products are fully customizable. The material options are truly limitless. Please contact our design department if you would like to discuss your project.

**SAMPLES:** Prospective clients may request physical samples from Skram directly or through a Skram representative to confirm selections prior to placing an order. While we do not charge for sampling of standard materials and finishes, we do kindly request that clients limit their selections as possible in advance. Sample requests may be directed to [info@skramfurniture.com](mailto:info@skramfurniture.com).

## independents: material options

---

### timber



WA-N: white ash, natural



WA-G: white ash, grey



WA-E: white ash, ebonized



WA-WW: white ash, whitewashed



WAL: walnut, natural



MAH-N: F.S.C. certified mahogany, natural (stave only)



MAH-E: F.S.C. certified mahogany, ebonized (stave only)



**TIMBER:** North American timbers form the core of our manufacturing focus for most casegoods, tables, and seating. These are harvested within 500 miles of our North Carolina workshop. Hardwoods are individually hand-selected for color and grain. Our solid timber products are constructed with mortise-and-tenon joinery throughout and exhibit matched seams and 'waterfall' edges as applicable.

**WOOD FINISHES:** All skram standard wood finishes are contract-grade, GreenGuard Certified 2k urethanes. They produce a low-sheen, open-gained, natural effect with a 'soft-hand'. Alternatively, hand-applied oil-varnish finishes are available for many products and this option is quoted by request on a case-by-case basis.

#### notes:

-contact skram sales department for custom material or finish options.

## independents: material options

---

### veneer: longwood



WA-N: white ash, natural



RWO-N: rift white oak,  
natural



F-WAL: walnut, figured



WA-E: white ash, ebonized



WA-G: white ash, grey



WA-WW: white ash,  
whitewashed



SR: santos rosewood



custom

**LONGWOOD:** Our longwood veneer options offer a wonderfully diverse range of tones and textures. All of our veneers are premium-grade hardwoods that are selected, joined, and bookmatched before bonding to stable, formaldehyde-free substrates with non-toxic adhesives. All products using veneer are protected with solid timber edges and corner inlay.

**TIMBER VS. VENEER:** With some exceptions, the Skram range is divided between items constructed of solid timber and those constructed of hardwood veneers. Some products are suitable for either fabrication process. A commonly held belief is that solid timber has a superior durability over veneer. Similarly, there is a view that the reason to use hardwood veneer is thrift. While both of these assumptions contain some validity, the reality is more nuanced. At Skram, veneer is not a shortcut or a cost-saving measure. Our decision to offer a given item in timber, veneer or both stems from structural and aesthetic considerations relating to a design. We hand-stitch and bookmatch furniture-grade veneers, then protect all edges and corners with matching solid wood inlay. The level of workmanship that characterizes our furniture negates deficiencies of durability that other veneered furniture might exhibit. For that reason, our lifetime warranty makes no distinction between timber and veneer-based products.

#### notes:

-contact skram sales department for custom material or finish options.


## independents: material options

---

### veneer: burl



BRL-P: pimento burl



BRL-MH: mahogany burl



BRL-CW: circassian walnut  
burl



BRL-TA-N: tamo ash burl,  
natural



BRL-TA-G:tamo ash burl,  
grey



**BURL:** Beyond the longwood selections, Skram is expert in the processing of rare and precious burls. As a design element, Skram offers a selection of burls on limited edition versions of some products, as an optional accent on other standard designs, and in fully bespoke applications. Given the unique beauty of burls, every expression of the material on Skram products results in a one-of-a-kind design.

### notes:

-contact skram sales department for custom material or finish options.

## independents: material options

---

### metal: matte opaque



MOB: matte opaque black




MOW: matte opaque white



MOC: matte opaque charcoal




### metal: natural



SS4: brushed stainless steel



GML: gunmetal steel\*



NRB: rubbed bronze, natural



DRB: rubbed bronze, dark

**METAL:** From soft matte opaques to character-imbued patinas, Skram metals are contrast and complement to our wood selections. A matte opaque is a calming counterpoint to the decadence of santos rosewood, while brushed stainless steel or bronze complement the quiet strength of walnut. Gunmetal steel—raw and laden with the intrinsic character—seeks open-grained wood, like olive ash. Whatever your specification, our metals offer endless experiences and possibilities.

**OPAQUES:** Skram opaque metal finishes are contract grade 2k urethanes or powder coats, depending on the product. Standard opaques are black (MOB), charcoal (MOC), and white (MOW). Custom colors may be specified via the RAL color system. Default sheen for opaque metal finishes is matte.

**GUNMETAL STEEL:** This natural patina finish offers natural character rather than monolithic color. Skram's Gunmetal (GML) finish on steel features a hand 'rub-back of edges of the patinized surfaces to accentuate the greys and silvers of the base metal and the highlighting of the inherent variability of steel.

**STAINLESS STEEL/BRONZE:** Surface finishing on stainless steel is a no. 4 polish, also referred to as 'brushed'. Bronze may be either natural (NRB) or dark (DRB). Bronze finishes have a non-directional 'rubbed' surface and are sealed by lacquer/wax clear topcoats.

#### notes:

-contact skram sales department for custom material or finish options.



## independents: material options

---

### leather: character - heavyweight



CL-TN: tan




CL-CN: chestnut



CL-BLK: black


### leather: architectural




BL-1924: warm beige



BL-1923: brown



BL-1919: cream



BL-1918: medium grey

**HEAVYWEIGHT LEATHERS:** Skram heavyweight leathers are selected for thickness and density. These materials are used to create leather clad door and drawer faces and for sling seat applications. They fall into two categories: character and architectural grade. Character grade leathers are vegetable tanned and drum dyed using a traditional tanning process. Colors are limited to a range of earth tones. These un-'corrected' hides offer personality and authenticity, and often include stretch marks, scars, and even the occasional brand. Our architectural grade leathers are sourced in partnership with Spinneybeck leather. These are available in 26 colorways and offer a high level of water and stain resistance.



BL-1915: smoke

#### notes:

- COM swatch and/or specifications must be submitted for approval by skram upholstery department.
- contact skram sales department for custom material options.



## independents: material options

---


### wollsdorf mammut leather - tier one options:



black: 25599



dark red: 25510



doe: 35284



pewter: 25519



tan: 35285



### wollsdorf mammut leather - tier two options:

[link to options on materiality page of Skram website.](#)

**UPHOLSTERY LEATHER:** In order to provide our clients with the highest quality leathers on our upholstered products, we partner with Wallsdorf Leather, which is renowned for its unparalleled quality. Wallsdorf is a world leader in carbon neutral manufacturing and we're proud to feature such beautiful material on our furniture. Standard/stocked tier 1 options are shown above.

#### notes:

- COM swatch and/or specifications must be submitted for approval by skram upholstery department.
- for additional mammut leather options, see tier two options on skram's materiality page.
- contact skram sales department for custom material options.

## independents: material options

---

### cork



CK-N: cork, natural



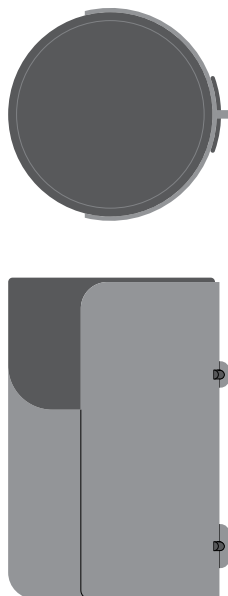
CK-BK: cork, black

**CORK:** Skram is a leader in design, engineering, and fabrication using high density cork. The current Skram range features the material on a variety of furniture and accessory objects, like the Corkdrop—which uses an even-grained tan cork block—or the new Bolota Collection stools and tables—which feature a more variable-grained black cork material. Other machined cork accessories also define the boundaries of modern design in cork and highlight the sustainable beauty of this wonderful material. Skram cork products are finished with a hand-applied natural low-sheen oil/wax finish that is low-maintenance and easy to reapply as desired for rejuvenation.

#### notes:

-contact skram sales department for custom material or finish options.

**independents**



BCI: Dia.: 12.5/32 H: 18.5/47

**Description:** BOLOTA is a limited series of seating and tables featuring high-density black cork. Bolota Capture use high-density black cork with blackened aluminum surrounds and satin bronze tension pins. Capture may be used as stools or side tables in residential or premium contract applications.

materials

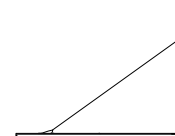
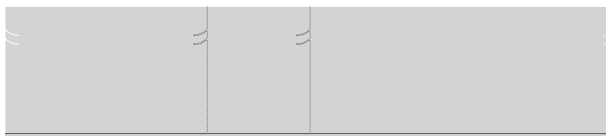
high density black cork / blackened aluminum

1603

**GS1:** W: 15.75/40 × D: 13/33 × H: 10.5/27

**GS2:** W: 23.75/60 × D: 13/33 × H: 10.5/27

**GS3:** W: 47.75/121 × D: 13/33 × H: 10.5/27



**Description:** Gil is a wall-mounted shelving system in formed steel with military grade wire rope supports secured with copper compression fittings. 100+ lb. load rating with proper installation. Available in 3 standard models and a variety of standard and custom metal finishes. Residential or contract use.

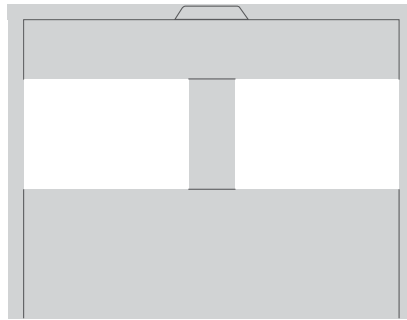
**metal finish options:**

opaque color: matte black    **GS1:** 332    **GS2:** 463    **GS3:** 810

opaque color: custom    add 7%

gunmetal steel\*    add 10%


\*character grade finish. this finish will include variations in color, tone, and density as well as surface irregularities resulting from the fabrication process.



KN4: W: 22/56 × D: 22/56 × H: 18/46

**Description:** Knucklehead is a 1-drawer side table/nightstand. It features solid timber construction, mortise-and-tenon joinery, and mitered corners with matched seams/waterfall edges. The drawer is maple with a cork-lined bottom and riding on soft-closing concealed runners with an integral, recessed pull. For custom material and size options, please contact skram. Residential or contract use.

timber options	white ash natural	white ash ebonized	rift white oak natural	white ash grey	white ash whitewashed	walnut natural
	2740	2822	2850	3014	3014	3014

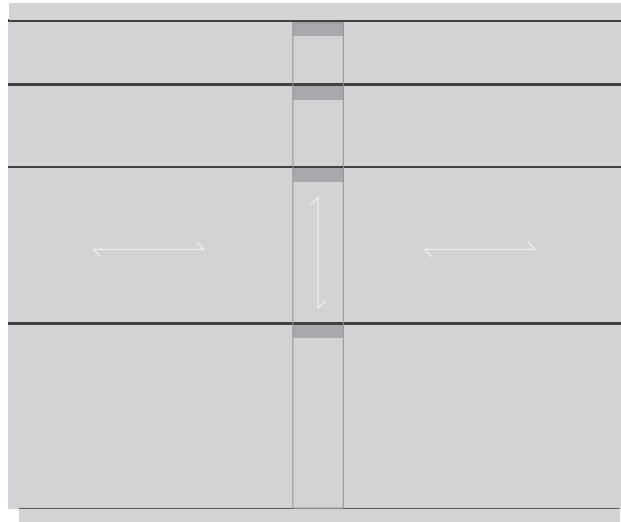


**L01:** W: 22/56 D: 23.5/60 H: 28.5/72 SH: 18/46

**Description:** Skram's signature L01 armchair is a classic of American design. Features include a hand-shaped base and arm assembly, ergonomic comfort in a low-back application, and a wafer edge, dished seat. Clients may specify any standard skram timber or contact the company to request custom material options. Residential or contract use.

timber options	white ash natural	white ash ebonized	walnut natural
	2969	3029	3147

felt pad option	
filzfelt: 5mm wool	contact skram for pricing and color options



**PI4:** W: 48/122 × D: 18/46 × H: 40/102

**Description:** Plain jane is a 4-drawer bureau in mixed solids and hand book-matched longwood veneers. All edges and corners are reinforced with solid timber for added durability. It features integral, recessed pulls on full-width graduated maple timber drawers with cork-lined bottoms and heavy-duty runners. Custom sizing and finish options are also available. Residential use.

veneer options	white ash natural	white ash ebonized	rift white oak natural	white ash grey	white ash whitewashed	walnut natural	santos rosewood
	7616	7768	7921	8378	8378	7692	9977





**SDA:**  
W: 14.5/37 D: 15.5/39 H: 20.5/52  
SH: 18/46





**SDB:**  
W: 14.5/37 D: 15.5/39 H: 26.5/67  
SH: 24/61

**Description:** Saddlestool is a backless stool/perch inspired by western saddle-making traditions. There are three models compatible with dining, counter, and bar heights. Features include double-needle stitching in contrasting thread, reinforced solid timber frame, and an oil-tanned leather pull to ease positioning. Bar height model features a stainless steel footrest. Upholstery is graded-in Wollsdorf leathers or COM/COL. Residential or contract use.

<b>size options</b>	<b>SDA:</b> 1796	<b>SDB:</b> 2008
<b>timber base options</b>		
natural white ash, ebonized white ash	add 0	
walnut natural	add 25 net	
<b>upholstery options</b>		
COM/COL*	SDA: 1.5 yds. COM / 27 sq. ft. COL SDB: 2.5 yds. COM / 45 sq. ft. COL SDC: 3 yds. COM / 54 sq. ft. COL	
Wollsdorf Mammut leather	contact skram	

\*swatch and/or specifications must be submitted for approval by Skram Upholstery Department.




SV3-H: Dia.: 18/46 H: 24/61

**Description:** STAVE side table material options are natural Mahogany with Pimento burl accents and a clear low sheen finish or natural Mahogany with an ebonized low sheen finish. This product is suitable for use in residential or design-driven contract environments. Please contact skram for custom size, material, and configuration options.

material options

f.s.c. certified mahogany, natural /  
pimento burl

2132



**T01 (queen size)**

W: 64/163 × D: 89/226 × H: 48/122 ×  
Platform Height: 13/33



**T02 (king size):**

W: 80/203 × D: 89/226 × H: 48/122 ×  
Platform Height: 13/33

**T03 (cal-king size):**


W: 76/193 × D: 93/236 × H: x 48/122  
Platform Height: 13/33

**Description:** Tigris beds are available in 3 standard models (queen, king, cal king). Features include solid timber construction and mortise-and-tenon joinery throughout. Upholstery may be Skram standard Wollsdorf leathers or COM/COL. Platform height is 13" for 24-26" final height with mattress. Custom materials are available. Complimentary bedroom suite pieces may be specified from Skram's Lineground or Piedmont Collections.

timber options	white ash natural	white ash ebonized	white ash grey	white ash whitewashed	walnut natural
	T01: 10567	T01: 10778	T01: 11201	T01: 11201	T01: 11201
	T02: 11055	T02: 11276	T02: 11718	T02: 11718	T02: 11718
	T03: 11829	T03: 12066	T03: 12539	T03: 12539	T03: 12539

other options	
upholstery*	Queen: 3 yds. COM/ 33 sq. ft. COL King: 4 yds. COM / 40 sq. ft. COL

\*swatch and/or specifications must be submitted for approval by Skram Upholstery Department.



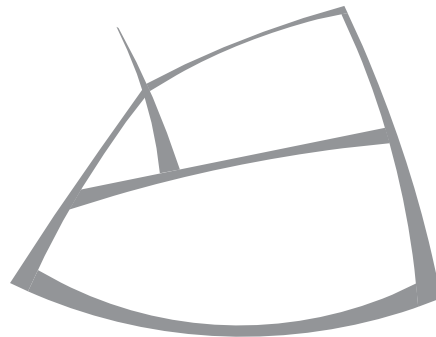
V4: W: 24/61 D: 24.5/62 H: 33.25/83.5 SH: 18/45.5

**Description:** The V4 is a mid-back armchair featuring a sculpted solid timber frame with a slim, contoured three dimensional seat. Clients may select from ash or walnut timber finishes and Wollsdorf Mattut leather options or COM/COL. This item is suitable for contract or residential use.

timber options	white ash natural	white ash ebonized	walnut natural
	3909	3987	4495

upholstery options	
COM/COL**	1.5 yds. COM / 24 sq. ft. COL
Wollsdorf Mammut leather	contact skram

\*character grade finish. this finish will include variations in color, tone, and density as well as surface irregularities resulting from the fabrication process.  
 \*\*swatch and/or specifications must be submitted for approval by Skram Upholstery Department.



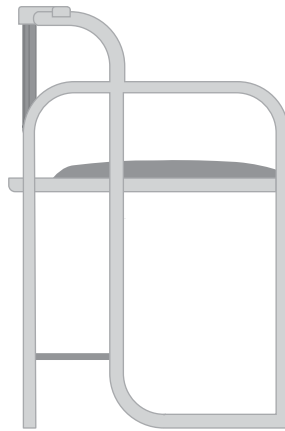
V5R: W: 24/61 D: 34/86 H: 26.5/67 SH: 16/41

**Description:** The version 5 rocker features a hand-shaped solid timber frame with reinforced saddle leather sling seat and back. Clients may select from skram timber and leather options shown below or contact the company to request custom material options. Residential use only. For contract applications, refer to the all-timber version of this product.

<b>timber options</b>	white ash natural 3268	white ash ebonized 3334	walnut natural 3758
<b>seat/back options</b>			
character grade leather:* black, chestnut, tan	add 0		
architectural grade leather: brown, cream, medium grey, smoke, warm beige	add 3%		
COL**	contact skram		

\*character grade finish. this finish will include variations in color, tone, and density as well as surface irregularities resulting from the fabrication process.

\*\*swatch and/or specifications must be submitted for approval by Skram Upholstery Department.



WY1: W: 22/56 D: 20.5/52 H: 31/79 SH: 18.5/47

**Description:** Wyandotte guest chair features include a steam-bent timber frame in Ash with joinery by mortise-and-tenon, pinned half-lap, and triple spline. In addition to the timber finish options, a truly tailored look is attainable via the metal accents—offered in a variety of materials and finishes—and graded-in Wallsdorf leathers or COM/COL upholstery offerings.

<b>timber options</b>		white ash natural 2024	white ash ebonized 2024	walnut natural 2024	
<b>metal finish options</b>					
opaque color: matte black	add 0				
opaque color: matte white, matte charcoal	add 2%				
opaque color: custom	add 3%				
gunmetal steel*	add 5%				
matte blasted steel	add 5%				
rubbed bronze: natural, dark	add 8%				
<b>upholstery options</b>					
COM/COL**	0.75 yds. COM / 4 sq. ft. COL				
Wallsdorf Mammot leather	contact skram				

\*character grade finish. this finish will include variations in color, tone, and density as well as surface irregularities resulting from the fabrication process.

\*\*swatch and/or specifications must be submitted for approval by Skram Upholstery Department.

skram  
lineground



## lineground collection: contents

---


materiality	57
material options	58
lineground collection	64
bench	65
no. 2 chair	66
no. 2 stool	67
round dining table	68
side table/nightstand no. 1	69
side table/nightstand no. 2	70
side table/nightstand no. 3	71
side table/nightstand no. 4	72
3-drawer horizontal bureau	73
vertical bureau	74
6-drawer horizontal bureau	75
lowdown media unit	76
console	77
server	78
media system	79
farm table	80
community/dining table	81
tall mirror	82
bed	83
terms and conditions	145
contact	146
warranty	147
quickship	148
rush order	148
custom	148
shipping	149
freight damage and	150
claims	150
returns/cancellations	150

**note:** this is an interactive document.  
-click text above for direct link to corresponding product page.  
-skram logo returns to collection index page.



## materiality

---



**MATERIALS:** The materials that constitute the Skram range are the finest of their kind. They are selected, matched, seamed, and joined by experts devoted to craft, not by machines. The natural character of our materials affirms and enhances the identity of each object. Beyond the standard options, Skram products are fully customizable. The material options are truly limitless. Please contact our design department if you would like to discuss your project.

**SAMPLES:** Prospective clients may request physical samples from Skram directly or through a Skram representative to confirm selections prior to placing an order. While we do not charge for sampling of standard materials and finishes, we do kindly request that clients limit their selections as possible in advance. Sample requests may be directed to [info@skramfurniture.com](mailto:info@skramfurniture.com).

## lineground collection: material options

---

### timber



WA-N: white ash, natural




WA-G: white ash, grey



WA-E: white ash, ebonized



WA-WW: white ash, whitewashed



WAL: walnut, natural



**TIMBER:** North American timbers form the core of our manufacturing focus for most casegoods, tables, and seating. These are harvested within 500 miles of our North Carolina workshop. Hardwoods are individually hand-selected for color and grain. Our solid timber products are constructed with mortise-and-tenon joinery throughout and exhibit matched seams and 'waterfall' edges as applicable.

**WOOD FINISHES:** All skram standard wood finishes are contract-grade, GreenGuard Certified 2k urethanes. They produce a low-sheen, open-gained, natural effect with a 'soft-hand'. Alternatively, hand-applied oil-varnish finishes are available for many products and this option is quoted by request on a case-by-case basis.

#### notes:

-contact skram sales department for custom material or finish options.

## lineground collection: material options

---

### veneer: longwood



WA-N: white ash, natural



RWO-N: rift white oak,  
natural



F-WAL: walnut, figured




WA-E: white ash, ebonized



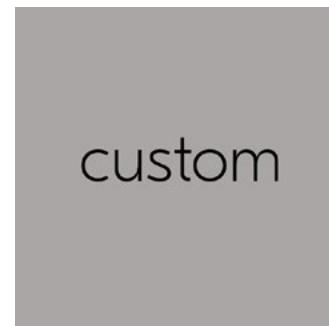
WA-G: white ash, grey



WA-WW: white ash,  
whitewashed



SR: santos rosewood



**LONGWOOD:** Our longwood veneer options offer a wonderfully diverse range of tones and textures. All of our veneers are premium-grade hardwoods that are selected, joined, and bookmatched before bonding to stable, formaldehyde-free substrates with non-toxic adhesives. All products using veneer are protected with solid timber edges and corner inlay.

**TIMBER VS. VENEER:** With some exceptions, the Skram range is divided between items constructed of solid timber and those constructed of hardwood veneers. Some products are suitable for either fabrication process. A commonly held belief is that solid timber has a superior durability over veneer. Similarly, there is a view that the reason to use hardwood veneer is thrift. While both of these assumptions contain some validity, the reality is more nuanced. At Skram, veneer is not a shortcut or a cost-saving measure. Our decision to offer a given item in timber, veneer or both stems from structural and aesthetic considerations relating to a design. We hand-stitch and bookmatch furniture-grade veneers, then protect all edges and corners with matching solid wood inlay. The level of workmanship that characterizes our furniture negates deficiencies of durability that other veneered furniture might exhibit. For that reason, our lifetime warranty makes no distinction between timber and veneer-based products.

#### notes:

-contact skram sales department for custom material or finish options.


## lineground collection: material options

---

### vener: burl



BRL-P: pimento burl



BRL-MH: mahogany burl



BRL-CW: circassian walnut  
burl



BRL-TA-N: tamo ash burl,  
natural



BRL-TA-G:tamo ash burl,  
grey



**BURL:** Beyond the longwood selections, Skram is expert in the processing of rare and precious burls. As a design element, Skram offers a selection of burls on limited edition versions of some products, as an optional accent on other standard designs, and in fully bespoke applications. Given the unique beauty of burls, every expression of the material on Skram products results in a one-of-a-kind design.

### notes:

-contact skram sales department for custom material or finish options.

## lineground collection: material options

---

### metal: matte opaque



MOB: matte opaque black




MOW: matte opaque white



MOC: matte opaque charcoal




### metal: natural



SS4: brushed stainless steel



GML: gunmetal steel\*



NRB: rubbed bronze, natural



DRB: rubbed bronze, dark

**METAL:** From soft matte opaques to character-imbued patinas, Skram metals are contrast and complement to our wood selections. A matte opaque is a calming counterpoint to the decadence of santos rosewood, while brushed stainless steel or bronze complement the quiet strength of walnut. Gunmetal steel—raw and laden with the intrinsic character—seeks open-grained wood, like olive ash. Whatever your specification, our metals offer endless experiences and possibilities.

**OPAQUES:** Skram opaque metal finishes are contract grade 2k urethanes or powder coats, depending on the product. Standard opaques are black (MOB), charcoal (MOC), and white (MOW). Custom colors may be specified via the RAL color system. Default sheen for opaque metal finishes is matte.

**GUNMETAL STEEL:** This natural patina finish offers natural character rather than monolithic color. Skram's Gunmetal (GML) finish on steel features a hand 'rub-back' of edges of the patinized surfaces to accentuate the greys and silvers of the base metal and the highlighting of the inherent variability of steel.

**STAINLESS STEEL/BRONZE:** Surface finishing on stainless steel is a no. 4 polish, also referred to as 'brushed'. Bronze may be either natural (NRB) or dark (DRB). Bronze finishes have a non-directional 'rubbed' surface and are sealed by lacquer/wax clear topcoats.

#### notes:

-contact skram sales department for custom material or finish options.

## lineground collection: material options

---

### leather: character - mid-weight and heavyweight



CL-TN: tan



CL-CN: chestnut



CL-BLK: black


### leather: architectural




BL-1924: warm beige



BL-1923: brown



BL-1919: cream



BL-1918: medium grey

**HEAVYWEIGHT LEATHERS:** Skram heavyweight leathers are selected for thickness and density. These materials are used to create leather clad door and drawer faces and for sling seat applications. They fall into two categories: character and architectural grade. Character grade leathers are vegetable tanned and drum dyed using a traditional tanning process. Colors are limited to a range of earth tones. These un-'corrected' hides offer personality and authenticity, and often include stretch marks, scars, and even the occasional brand. Our architectural grade leathers are sourced in partnership with Spinneybeck leather. These are available in 26 colorways and offer a high level of water and stain resistance.

**MID-WEIGHT LEATHERS:** Our mid-weight leather are 5/6 oz. chrome oil-tanned materials that offer stiffness and malleability that makes them suitable for use in woven seat applications, specifically the Lineground no .2 chairs and stools. These leathers are character grade and have the same features and limited colorways as the above heavyweight character grade materials.



BL-1915: smoke

#### notes:

- COM swatch and/or specifications must be submitted for approval by skram upholstery department.
- contact skram sales department for custom material options.



## lineground collection: material options

---


### wollsdorf mammut leather - tier one options:



black: 25599



dark red: 25510



doe: 35284



pewter: 25519



tan: 35285



### wollsdorf mammut leather - tier two options:

[link to options on materiality page of Skram website.](#)

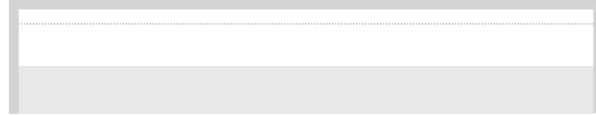
**UPHOLSTERY LEATHER:** In order to provide our clients with the highest quality leathers on our upholstered products, we partner with Wallsdorf Leather, which is renowned for its unparalleled quality. Wallsdorf is a world leader in carbon neutral manufacturing and we're proud to feature such beautiful material on our furniture. Standard/stocked tier 1 options are shown above.

### notes:

- COM swatch and/or specifications must be submitted for approval by skram upholstery department.
- contact skram sales department for custom material options.

**lineground collection**








LB3: W: 94/239 D: 12/30 H: 18/46


**Description:** The lineground bench may be used independently or as a companion to the lineground community or farm tables. Features include solid timber construction throughout, mortise-and-tenon joinery, and mitered corners with matched seams/waterfall edges. Options include: Stretcher location at floor level or beneath seat (concealed). Additionally, clients may select edge profile as square or reverse bullnose. Specify timber and size from the options below. Custom materials and sizes available. Residential or contract use.

timber options	white ash natural	white ash ebonized	white ash grey	white ash whitewashed	walnut natural
	3102	3164	3350	3350	3567

edge profile options	
square edge - sq 	add 0
reverse bullnose - rb 	add 13% list



**LC2:** W: 20/51 D: 21/53 H: 30/76 SH: 18/46



**LC3:** W: 24/61 D: 21/53 H:30/76 SH: 18/46

**Description:** The lineground no. 2 is a dining/side chair. It is available with or without arms, with woven leather seat or upholstered seat. Clients may specify timber and seat materials/finishes from the options below. The upholstered version is recommended for high use applications. Custom material options are available. Residential or contract use.


timber options	white ash natural	white ash ebonized	walnut natural
	LC2: 1289	LC2: 1315	LC2: 1482
	LC3: 1549	LC3: 1579	LC3: 1781

seat options	
upholstered seat COM/COL*:	0.75 yds. COM / 4 sq. ft. COL
woven seat character grade leather:** black, chestnut, or tan	add 0
woven seat: custom***	contact skram
Wollsdorf Mammut leather	contact skram

\*swatch and/or specifications must be submitted for approval by Skram Upholstery Department.  
 \*\*character grade leather: will include variations in color, tone, and surface irregularities because of the natural element of the material.  
 \*\*\*options are limited. contact skram for details.



**LS4: counter**  
W: 20/51 D: 21/53 H: 36/91 SH: 24/61



**LS6: bar**  
W: 20/51 D: 21/53 H: 42/107 SH: 30/76

**Description:** The lineground no. 2 stools are offered in 2 models for counter and bar height applications. They are available with woven leather or upholstered seats. Specify timber, seat, and footrest materials/finishes from the options below. Footrest is timber with metal insert projecting from top edge for increased wear resistance. Upholstered seat version recommended for high use applications. Custom material options are available. Residential or contract use.


timber options	white ash natural	white ash ebonized	walnut natural
	LS4: 1371	LS4: 1398	LS4: 1576
	LS6: 1409	LS6: 1438	LS6: 1621

seat options	
upholstered seat COM/COL*:	0.75 yds. COM / 4 sq. ft. COL
woven seat character grade leather:** black, chestnut, or tan	add 0
woven seat: custom**	contact skram
Wollsdorf Mammut leather	contact skram

footrest options	
matte black	add 0
brushed stainless	add 40 list

\*swatch and/or specifications must be submitted for approval by Skram Upholstery Department.  
 \*\*character grade leather: will include variations in color, tone, and surface irregularities because of the natural element of the material.  
 \*\*\*options are limited. contact skram for details.

lineground round dining table




L03: Dia.: 60/152 × H: 29/74

**Description:** Lineground round dining tables feature solid timber construction with mortise-and-tenon joinery. Steel 'strongbacks' (recessed into the table underside to control seasonal movement) are standard on this and all large skram tables. Custom sizes, configurations, and materials are available. Residential or contract use.

timber options	white ash natural	white ash ebonized	white ash grey	white ash whitewashed	walnut natural
	8412	8580	9085	9085	9673

**edge profile options - tabletop**

reverse bullnose - rb (default)	add 0
square edge - sq	add 0
wafer undercut - wu	add 4%



L06: W: 34/86 × D: 15/38 × H: 22/56

**Description:** Lineground no. 1 side tables feature solid timber construction, mortise-and-tenon joinery, and mitered corners with matched seams/waterfall edges. Drawers are maple with cork-lined bottoms with soft-closing, concealed runners and recessed, integral pulls. If ordering pairs, specify if units are to be mirrored or matched. Custom sizes, configurations, and materials are available. Residential or contract use.


timber options	white ash natural	white ash ebonized	rift white oak natural	white ash grey	white ash whitewashed	walnut natural
	3937	4055	4094	4330	4330	4330

edge profile options - perimeter	
square edge - sq (default)	add 0
reverse bullnose - rb	add 8%

connectivity module: in-drawer	
	594 NET

**note:** default location is top drawer (requires custom modification to drawer heights).



**specs:** (2) AC: 15 amps @ 120 VAC | (2) USB-C: 3.6 amps @ 5 VDC



L07: W: 20/51 × D: 15/38 × H: 22/56

**Description:** The lineground no. 2 side table features solid timber construction, mortise-and-tenon joinery, and mitered corners with matched seams/waterfall edges. Drawers are maple timber with cork-lined bottoms with soft-closing concealed runners and recessed, integral pulls. If ordering pairs, specify if units are to be mirrored or matched. Custom sizes, configurations, and materials are available. Residential or contract use.

timber options	white ash natural	white ash ebonized	rift white oak natural	white ash grey	white ash whitewashed	walnut natural
	4023	4144	4184	4425	4425	4425

edge profile options - perimeter	
square edge - sq (default)	add 0
	
reverse bullnose - rb	add 8%
	

# lineground side table/nightstand no. 3



**L08:** W: 34/86 × D: 18/46 × H: 22/56

**Description:** The lineground no. 3 side table features solid timber construction, mortise-and-tenon joinery, and mitered corners with matched seams/waterfall edges. Drawers are maple with cork-lined bottoms with soft-closing concealed runners and low profile tab style drawer pulls. Drawer faces are to match, with leather overlays, or opaque colors. Custom sizes, configurations, and materials are available. Residential or contract use.

timber options	white ash natural	white ash ebonized	rift white oak natural	white ash grey	white ash whitewashed	walnut natural
	3760	3873	3911	4136	4136	4136

drawer face options	
to match perimeter	add 0
matte opaque urethane*	add 4%
character grade leather:** black, chestnut, tan	add 15%

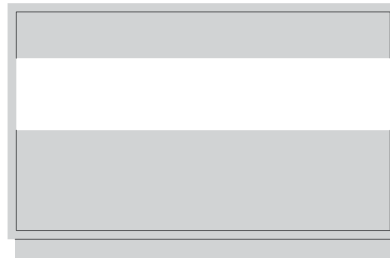
\*client to provide color code/swatch from major paint supplier.  
\*\*character grade leather: will include variations in color, tone, and surface irregularities because of the natural element of the material.

low profile tab pulls	
matte opaque black	add 0 (default option)
brushed stainless steel	add 0
natural rubbed bronze	add 18 net
dark rubbed bronze, gunmetal steel*	add 44 net

edge profile options	
square edge - sq (default)	add 0
reverse bullnose - rb	add 8%

connectivity module: in-drawer	
	594 NET

**note:** default location is top drawer  
**specs:** (2) AC: 15 amps @ 120 VAC | (2) USB-C: 3.6 amps @ 5 VDC





L10: W: 34/86 × D: 18/46 × H: 22/56

**Description:** The lineground no. 4 side table features solid timber construction, mortise-and-tenon joinery, and mitered corners with matched seams/waterfall edges. Drawers are maple with cork-lined bottoms with soft-closing concealed runners and integral pulls. As shown, the L10 features Skram's reverse-bullnose edge profile (available on most Lineground tables and cabinets), and optional hand-matched burl accents on the drawer faces. Custom sizes, configurations, and materials are available. Residential or contract use.

timber options	white ash natural	white ash ebonized	rift white oak natural	white ash grey	white ash whitewashed	walnut natural
	4291	4420	4463	4720	4720	4720

drawer face options	
to match perimeter	add 0
burl veneer to match: pimento, mahogany, circassian walnut, tamo ash-natural, tamo ash-grey	contact skram

edge profile options	
square edge - sq (default)	add 0
	
reverse bullnose - rb	add 8%
	

skram no. 114 knobs	
natural rubbed bronze	add 150 net
dark rubbed bronze	add 190 net





L22: W: 48/122 × D: 18/46 × H: 27.5/70



**Description:** Lineground 3-drawer bureau features solid timber construction, mortise-and-tenon joinery, and mitered corners with matched seams/waterfall edges. 3 full-width graduated drawers in maple timber with cork-lined bottoms, soft-closing concealed runners, and low-profile tab pulls. Drawer faces are to match, with leather overlays, or opaque colors. Custom sizes, configurations, and materials are available. Residential or contract use.

<b>perimeter timber options</b>	white ash natural 6628	white ash ebonized 6827	rift white oak natural 6893	white ash grey 7291	white ash whitewashed 7291	walnut natural 7291
---------------------------------	---------------------------	----------------------------	--------------------------------	------------------------	-------------------------------	------------------------

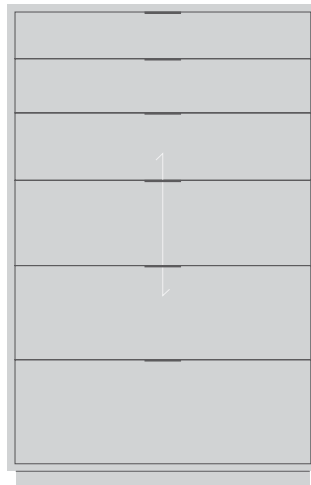
<b>drawer face options</b>	
to match perimeter	add 0
matte opaque urethane*	add 4%
character grade leather:** black, chestnut, tan	add 15%

\*client to provide color code/swatch from major paint supplier.

\*\*character grade leather: will include variations in color, tone, and surface irregularities because of the natural element of the material.

<b>edge profile options</b>	
square edge - sq (default) 	add 0
reverse bullnose - rb 	add 8%

<b>low profile tab pulls</b>	
matte opaque black	add 0 (default option)
brushed stainless steel	add 0
natural rubbed bronze	add 27 net
dark rubbed bronze, gunmetal steel*	add 66 net



L23: W: 35/89 × D: 18/46 × H: 54/137

**Description:** The lineground 6-drawer vertical bureau feature solid timber construction, mortise-and-tenon joinery, and mitered corners with matched seams/waterfall edges. Graduated drawers in maple timber with cork-lined bottoms, soft-closing concealed runners, and low-profile tab pulls. Optionally, upper drawer(s) may be partitioned and leather-lined for storage of small, precious objects. Drawer faces are to match, with leather overlays, or opaque colors. Custom sizes, configurations, and materials are available. Residential or contract use.

<b>perimeter timber options</b>	white ash natural 11473	white ash ebonized 11817	rift white oak natural 11932	white ash grey 12620	white ash whitewashed 12620	walnut natural 12620
---------------------------------	----------------------------	-----------------------------	---------------------------------	-------------------------	--------------------------------	-------------------------

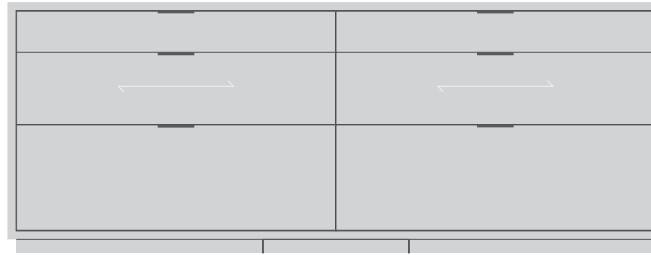
<b>edge profile options</b>	
square edge - sq (default)	add 0
reverse bullnose - rb	add 8%

<b>low profile tab pulls</b>	
matte opaque black	add 0 (default option)
brushed stainless steel	add 0
natural rubbed bronze	add 36 net
dark rubbed bronze, gunmetal steel*	add 132 net

<b>drawer face options</b>	
to match perimeter	add 0
matte opaque urethane*	add 4%
character grade leather:** black, chestnut, tan	add 15%

<b>other options</b>	
partitioning and leather for upper drawer	add 575 list

\*client to provide color code/swatch from major paint supplier.  
 \*\*character grade leather: will include variations in color, tone, and surface irregularities because of the natural element of the material.



L26: W: 72/183 × D: 18/46 × H: 27.5/70

**Description:** Lineground 6-drawer bureau features solid timber construction, mortise-and-tenon joinery, and mitered corners with matched seams/waterfall edges. Graduated drawers in maple timber with cork-lined bottoms, soft-closing concealed runners, and low-profile tab pulls. Drawer faces are to match, with leather overlays, or opaque colors. Custom sizes, configurations, and materials are available. Residential or contract use.

<b>perimeter timber options</b>	white ash natural 10967	white ash ebonized 11296	rift white oak natural 11406	white ash grey 12064	white ash whitewashed 12064	walnut natural 12064
---------------------------------	----------------------------	-----------------------------	---------------------------------	-------------------------	--------------------------------	-------------------------

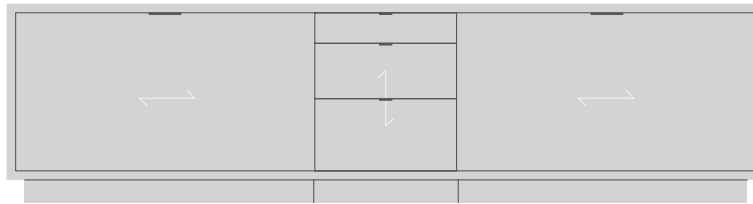
<b>drawer face options</b>	
to match perimeter	add 0
matte opaque urethane*	add 4%
character grade leather:** black, chestnut, tan	add 15%

\*client to provide color code/swatch from major paint supplier.

\*\*character grade leather: will include variations in color, tone, and surface irregularities because of the natural element of the material.

<b>edge profile options</b>	
square edge - sq (default)	add 0
reverse bullnose - rb	add 8%

<b>low profile tab pulls</b>	
matte opaque black	add 0 (default option)
brushed stainless steel	add 0
natural rubbed bronze	add 54 net
dark rubbed bronze, gunmetal steel*	add 132 net



L30: W: 84/213 × D: 20/51 × H: 22/56

**Description:** Lineground lowdown media units feature solid timber construction, mortise-and-tenon joinery, and mitered corners with matched seams/waterfall edges. Graduated centered bank of drawers in maple timber with cork-lined bottoms, soft-closing concealed runners, and low-profile tab pulls. Doors flank the drawers and are flap style. Cabinet areas have adjustable shelving and may optionally be outfitted with pull-out drawers. Door and drawer faces are to match, with leather overlays, or opaque colors. Connectivity, wire management, and ventilation are available for technology integration. Custom sizes, configurations, and materials are available. Residential or contract use.

<b>perimeter timber options</b>	white ash natural	white ash ebonized	rift white oak natural	white ash grey	white ash whitewashed	walnut natural
	11440	11783	11898	12584	12584	12584


<b>drawer face options</b>	
to match perimeter	add 0
matte opaque urethane*	add 4%
character grade leather:** black, chestnut, tan	add 15%

\*client to provide color code/swatch from major paint supplier.

\*\*character grade leather: will include variations in color, tone, and surface irregularities because of the natural element of the material.

<b>edge profile options</b>	
square edge - sq (default)	add 0
reverse bullnose - rb	add 8%

<b>low profile tab pulls</b>	
matte opaque black	add 0 (default option)
brushed stainless steel	add 0
natural rubbed bronze	add 45 net
dark rubbed bronze, gunmetal steel*	add 110 net

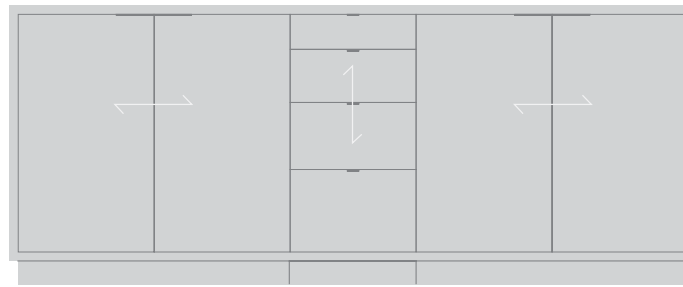


**L32:** W: 48/122 × D: 15/38 × H: 32/81

**Description:** Lineground consoles feature solid timber construction, mortise-and-tenon joinery, and mitered corners with matched seams/waterfall edges. Drawers are maple timber with cork-lined bottoms with soft-closing concealed runners and recessed, integral pulls. Custom sizes, configurations, and materials are available. Residential or contract use.

timber options	white ash natural	white ash ebonized	rift white oak natural	white ash grey	white ash whitewashed	walnut natural
	7034	7245	7315	7737	7737	7737

edge profile options	
square edge - sq (default)	add 0
reverse bullnose - rb	add 8%



L40: W: 74/188 × D: 20/51 × H: 30/76

**Description:** Lineground servers feature solid timber construction, mortise-and-tenon joinery, and mitered corners with matched seams/waterfall edges. Graduated centered bank of drawers in maple timber with cork-lined bottoms, soft-closing concealed runners, and low-profile tab pulls. Doors flank the drawers and are side hinged. Cabinet areas have adjustable shelving and may optionally be outfitted with pull-out drawers. Door and drawer faces are to match, with leather overlays, or opaque colors. Connectivity, wire management, and ventilation are available for technology integration. Custom sizes, configurations, and materials are available. Residential or contract use.

<b>perimeter timber options</b>	white ash natural 11820	white ash ebonized 12174	rift white oak natural 12293	white ash grey 13002	white ash whitewashed 13002	walnut natural 13002
---------------------------------	----------------------------	-----------------------------	---------------------------------	-------------------------	--------------------------------	-------------------------

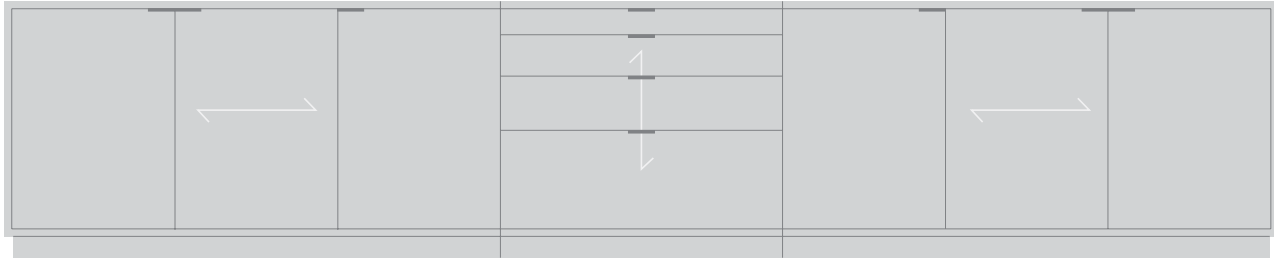
<b>drawer face options</b>	
to match perimeter	add 0
matte opaque urethane*	add 4%
character grade leather:** black, chestnut, tan	add 15%

\*client to provide color code/swatch from major paint supplier.

\*\*character grade leather: will include variations in color, tone, and surface irregularities because of the natural element of the material.

<b>edge profile options</b>	
square edge - sq (default)	add 0
reverse bullnose - rb	add 8%

<b>low profile tab pulls</b>	
matte opaque black	add 0 (default option)
brushed stainless steel	add 0
natural rubbed bronze	add 72 net
dark rubbed bronze, gunmetal steel*	add 176 net



L41: W: 150/381 × D: 20/51 × H: 30/76

**Description:** The L41 lineground media system joins the family of servers and media units as a large, highly customizable cabinet well-suited to an array of settings from the living room to the boardroom. Configured as standard, the L41 offers a centered bank of graduated drawers in maple timber with cork-lined bottoms, soft-closing concealed runners, and low-profile tab pulls. Doors flank the drawers and are side hinged. Cabinet areas have adjustable shelving and may optionally be outfitted with pull-out drawers. Door and drawer faces are to match, with leather overlays, or opaque colors. Connectivity, wire management, and ventilation are available for technology integration. Custom sizes, configurations, and materials are available. Residential or contract use.

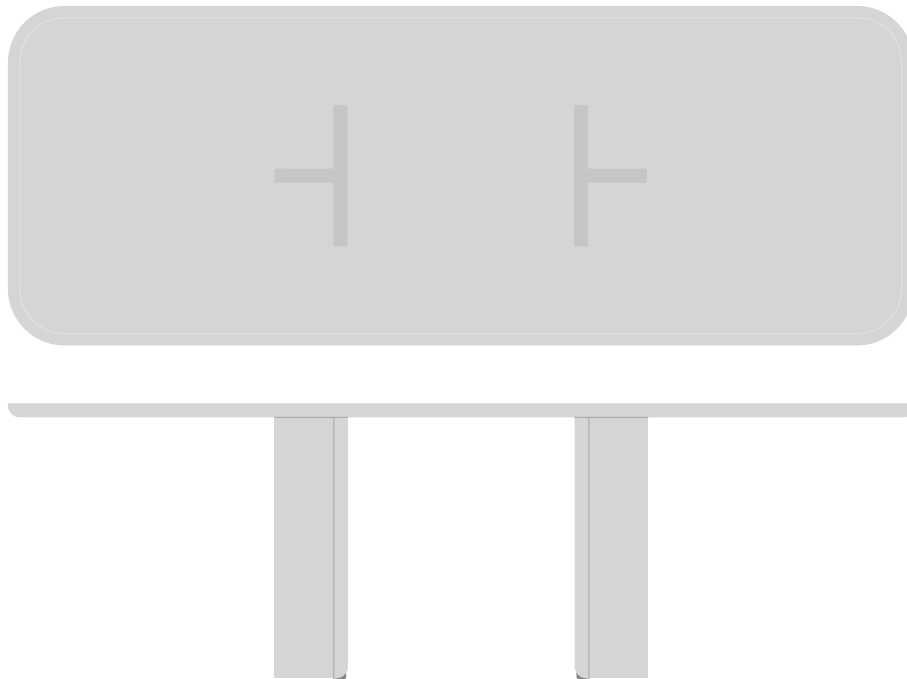
veneer options	white ash natural	white ash ebonized	rift white oak natural	white ash grey	white ash whitewashed	walnut natural	santos rosewood
ST model:	19149	19532	19915	21064	21064	19340	22213
LE model:	various burls and specialty longwoods. contact skram for details.						

drawer face options	
to match perimeter: book/butt grain direction	add 0
matte opaque urethane*	add 4%
character grade leather:** black, chestnut, tan	add 15%

\*client to provide color code/swatch from major paint supplier.

\*\*character grade leather: will include variations in color, tone, and surface irregularities because of the natural element of the material.



low profile tab pulls	
matte opaque black	add 0 (default option)
brushed stainless steel	add 0
natural rubbed bronze	add 90 net
dark rubbed bronze, gunmetal steel*	add 220 net



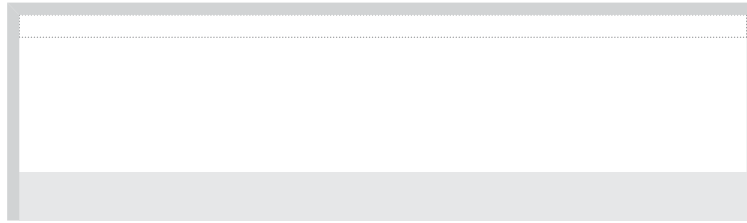
L68: W: 96/244 × D: 36/91 × H: 29/74

**Description:** The lineground farm table is a pedestal style dining table, meeting table or desk. It features solid timber construction and mortise-and-tenon joinery throughout. Connectivity and wire management options are available. The lineground bench is offered as a companion to the dining height version of this product. Custom sizes, configurations, and materials are available. Residential or contract use.

timber options	white ash natural	white ash ebonized	white ash grey	white ash whitewashed	walnut natural
	7384	7532	7975	7975	8492

edge profile options - tabletop	
reverse bullnose - rb (default)	add 0
	
square edge - sq	add 0
	







L72: W: 99/251 × D: 36/91 × H: 29/74

**Description:** Lineground community tables feature solid timber construction throughout, mortise-and-tenon joinery, and mitered corners with matched seams/waterfall edges. Options include: Stretcher location at floor level or beneath seat (concealed). Additionally, clients may select edge profile as square or reverse bullnose. Specify timber and size from the options below. The lineground bench is offered as a companion to the dining height version of this product. Connectivity and wire management options as well as custom sizes, configurations, and materials are available. Residential or contract use.

timber options	white ash natural	white ash ebonized	white ash grey	white ash whitewashed	walnut natural
	7796	7952	8420	8420	8966

edge profile options	
square edge - sq 	add 0
reverse bullnose - rb 	add 13%




**L81: W:** 18/46 × **D:** 6/15 × **H:** 92/234

**Description:** The lineground tall mirror features solid timber construction, mortise-and-tenon joinery, and mitered corners. This product is 6" deep and intended to be placed against wall surface at 4 degree angle. Square or reverse bullnose edge profiles may be specified for this product. Anti-skid strips at floor are pre-installed and an optional attachment bracket for securing to wall is included. Custom sizes, configurations, and materials are available. Residential or contract use.


<b>timber options</b>	white ash natural	white ash ebonized	rift white oak natural	white ash grey	white ash whitewashed	walnut natural
	1917	1974	1993	2108	2108	2108

edge profile options

square edge - sq	add 0
reverse bullnose - rb	add 8%



**L94 (queen):**  
W: 62.75/159 × D: 85/216 × H: 44.5/113



**L95 (king):**  
W: 78.75/200 × D: 85/216 × H: 44.5/113

**L96 (cal-king):**  
contact skram

**Description:** The lineground bed coordinates with the nightstand and bureau options and the other accompaniments of the Lineground collection. It features solid timber frame construction and a rigid steel concealed platform system. Platform height is 12" for a 24" approximate final height with mattress. The bed features a full range of standard and custom material options.

timber options	white ash natural	white ash ebonized	white ash grey	white ash whitewashed	walnut natural
	L94: 8808	L94: 8984	L94: 9336	L94: 9336	L94: 9336
	L95: 9483	L95: 9672	L95: 10052	L95: 10052	L95: 10052
	L96: contact skram				



skram  
piedmont





## piedmont collection: contents


---

materiality	86
material options	87
piedmont collection	92
no. 1 stool	93
no. 2 stool	94
no. 3 chair	95
no. 3 stool	96
pedestal table	97
round table	98
conference/dining table	99
side table/nightstand no. 1	100
side table/nightstand no. 2	101
3-drawer console	102
sideboard	103
chest-on-stand	104
cabinet-on-stand	105
elliptical low table	106
cafe table	107
terms and conditions	145
contact	146
warranty	147
quickship	148
rush order	148
custom	148
shipping	149
freight damage and claims	150
returns/cancellations	150

**note:** this is an interactive document.  
-click text above for direct link to corresponding product page.  
-skram logo returns to collection index page.

## materiality

---



**MATERIALS:** The materials that constitute the Skram range are the finest of their kind. They are selected, matched, seamed, and joined by experts devoted to craft, not by machines. The natural character of our materials affirms and enhances the identity of each object. Beyond the standard options, Skram products are fully customizable. The material options are truly limitless. Please contact our design department if you would like to discuss your project.

**SAMPLES:** Prospective clients may request physical samples from Skram directly or through a Skram representative to confirm selections prior to placing an order. While we do not charge for sampling of standard materials and finishes, we do kindly request that clients limit their selections as possible in advance. Sample requests may be directed to [info@skramfurniture.com](mailto:info@skramfurniture.com).

## piedmont collection: material options

---

### timber



WA-N: white ash, natural



WA-G: white ash, grey



WA-E: white ash, ebonized



WA-WW: white ash, whitewashed



WAL: walnut, natural



**TIMBER:** North American timbers form the core of our manufacturing focus for most casegoods, tables, and seating. These are harvested within 500 miles of our North Carolina workshop. Hardwoods are individually hand-selected for color and grain. Our solid timber products are constructed with mortise-and-tenon joinery throughout and exhibit matched seams and 'waterfall' edges as applicable.

**WOOD FINISHES:** All skram standard wood finishes are contract-grade, GreenGuard Certified 2k urethanes. They produce a low-sheen, open-gained, natural effect with a 'soft-hand'. Alternatively, hand-applied oil-varnish finishes are available for many products and this option is quoted by request on a case-by-case basis.

### notes:

-contact skram sales department for custom material or finish options.

## piedmont collection: material options

---

### veneer: longwood



WA-N: white ash, natural



RWO-N: rift white oak,  
natural



F-WAL: walnut, figured




WA-E: white ash, ebonized



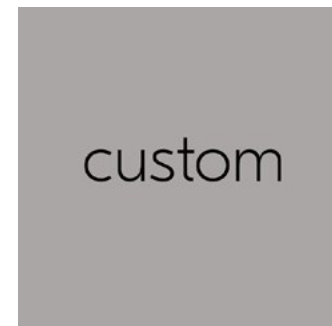
WA-G: white ash, grey



WA-WW: white ash,  
whitewashed



SR: santos rosewood



**LONGWOOD:** Our longwood veneer options offer a wonderfully diverse range of tones and textures. All of our veneers are premium-grade hardwoods that are selected, joined, and bookmatched before bonding to stable, formaldehyde-free substrates with non-toxic adhesives. All products using veneer are protected with solid timber edges and corner inlay.

**Timber vs. Veneer:** With some exceptions, the Skram range is divided between items constructed of solid timber and those constructed of hardwood veneers. Some products are suitable for either fabrication process. A commonly held belief is that solid timber has a superior durability over veneer. Similarly, there is a view that the reason to use hardwood veneer is thrift. While both of these assumptions contain some validity, the reality is more nuanced. At Skram, veneer is not a shortcut or a cost-saving measure. Our decision to offer a given item in timber, veneer or both stems from structural and aesthetic considerations relating to a design. We hand-stitch and bookmatch furniture-grade veneers, then protect all edges and corners with matching solid wood inlay. The level of workmanship that characterizes our furniture negates deficiencies of durability that other veneered furniture might exhibit. For that reason, our lifetime warranty makes no distinction between timber and veneer-based products.

#### notes:

-contact skram sales department for custom material or finish options.




## piedmont collection: material options

---

### venerer: burl



BRL-P: pimento burl



BRL-MH: mahogany burl



BRL-CW: circassian walnut  
burl



BRL-TA-N: tamo ash burl,  
natural



BRL-TA-G:tamo ash burl,  
grey



**BURL:** Beyond the longwood selections, Skram is expert in the processing of rare and precious burls. As a design element, Skram offers a selection of burls on limited edition versions of some products, as an optional accent on other standard designs, and in fully bespoke applications. Given the unique beauty of burls, every expression of the material on Skram products results in a one-of-a-kind design.

#### notes:

-contact skram sales department for custom material or finish options.

## piedmont collection: material options

---

### metal: matte opaque



MOB: matte opaque black




MOW: matte opaque white



MOC: matte opaque charcoal




### metal: natural



SS4: brushed stainless steel



GML: gunmetal steel\*



NRB: rubbed bronze, natural



DRB: rubbed bronze, dark

**METAL:** From soft matte opaques to character-imbued patinas, Skram metals are contrast and complement to our wood selections. A matte opaque is a calming counterpoint to the decadence of santos rosewood, while brushed stainless steel or bronze complement the quiet strength of walnut. Gunmetal steel—raw and laden with the intrinsic character—seeks open-grained wood, like olive ash. Whatever your specification, our metals offer endless experiences and possibilities.

**OPAQUES:** Skram opaque metal finishes are contract grade 2k urethanes or powder coats, depending on the product. Standard opaques are black (MOB), charcoal (MOC), and white (MOW). Custom colors may be specified via the RAL color system. Default sheen for opaque metal finishes is matte.

**GUNMETAL STEEL:** This natural patina finish offers natural character rather than monolithic color. Skram's Gunmetal (GML) finish on steel features a hand 'rub-back of edges of the patinized surfaces to accentuate the greys and silvers of the base metal and the highlighting of the inherent variability of steel.

**STAINLESS STEEL/BRONZE:** Surface finishing on stainless steel is a no. 4 polish, also referred to as 'brushed'. Bronze may be either natural (NRB) or dark (DRB). Bronze finishes have a non-directional 'rubbed' surface and are sealed by lacquer/wax clear topcoats.

#### notes:

-contact skram sales department for custom material or finish options.

## piedmont collection: material options

---

### leather: character - heavyweight



CL-TN: tan



CL-CN: chestnut



CL-BLK: black

### leather: architectural




BL-1924: warm beige



BL-1923: brown



BL-1919: cream



BL-1918: medium grey

**HEAVYWEIGHT LEATHERS:** Skram heavyweight leathers are selected for thickness and density. These materials are used to create leather clad door and drawer faces and for sling seat applications. They fall into two categories: character and architectural grade. Character grade leathers are vegetable tanned and drum dyed using a traditional tanning process. Colors are limited to a range of earth tones. These un-'corrected' hides offer personality and authenticity, and often include stretch marks, scars, and even the occasional brand. Our architectural grade leathers are sourced in partnership with Spinneybeck leather. These are available in 26 colorways and offer a high level of water and stain resistance.

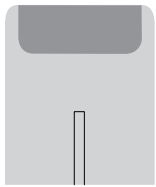


BL-1915: smoke

#### notes:

- COM swatch and/or specifications must be submitted for approval by skram upholstery department.
- contact skram sales department for custom material options.

**piedmont collection**



**PSI-1:** W: 16/41 D: 15/38 H: 18/46



**PSI-2:** W: 16/41 D: 15/38 H: 25/64



**PSI-3:** W: 16/41 D: 15/38 H: 31/79

**Description:** The piedmont no. 1 stool is a backless stool featuring solid timber construction and a reinforced heavyweight leather sling seat. This product is offered in 3 standard heights for dining, counter, and bar applications. Models PSI-2 (counter) and PSI-3 (bar) have a metal footrest. Clients may specify timber, sling seat, and footrest material/finishes from the options below. Custom options are available. Residential or contract use.

timber options	white ash natural	white ash ebonized	rift white oak natural	walnut natural
	PSI-1: 1298	PSI-1: 1337	PSI-1: 1350	PSI-1: 1428
	PSI-2: 1228	PSI-2: 1265	PSI-2: 1277	PSI-2: 1351
	PSI-3: 1272	PSI-3: 1311	PSI-3: 1323	PSI-3: 1400


seat options	
character grade leather: black, chestnut, tan	add 0
architectural grade leather: brown, cream, medium grey, smoke, warm beige	add 10%
COL*	contact skram

metal finish options	
opaque color: matte black,	add 0
opaque color: matte white, matte charcoal	add 4%
opaque color: custom	contact skram
gunmetal steel**	add 4%
brushed stainless steel	add 7%
rubbed bronze: natural, dark	contact skram


\*swatch and/or specifications must be submitted for approval by Skram Upholstery Department.

\*\*character grade finish. this finish will include variations in color, tone, and density as well as surface irregularities resulting from the fabrication process.

piedmont no. 2 stool



PS2-1: W: 17/43 D: 15/38 H: 18/46



PS2-2: W: 17/43 D: 15/38 H: 25/64



PS2-3: W: 17/43 D: 15/38 H: 31/79

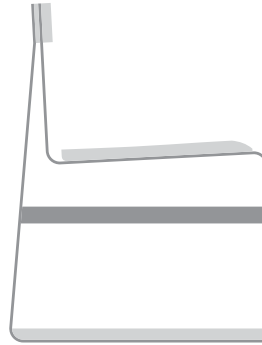
**Description:** The piedmont no. 2 stool is a backless stool in steel and timber with a reinforced heavyweight leather sling seat. This product is offered in 3 standard heights for dining, counter, and bar applications. Clients may specify timber, sling seat, and metal materials/finishes from the options below. Custom options are available. Residential or contract use. Please contact skram for details regarding contract modified version of this product.

timber options	white ash natural	white ash ebonized	walnut natural
	PS2-1: 982	PS2-1: 1011	PS2-1: 1080
	PS2-2: 966	PS2-2: 995	PS2-2: 1062
	PS2-3: 990	PS2-3: 1019	PS2-3: 1089

seat options	
character grade leather: black, chestnut, tan	add 0
architectural grade leather: brown, cream, medium grey, smoke, warm beige	add 10%
COL*	contact skram

metal options	
opaque color: matte black	add 0
opaque color: matte white, matte charcoal	contact skram
opaque color: custom	contact skram
gunmetal steel*	contact skram

\*character grade finish. this finish will include variations in color, tone, and density as well as surface irregularities resulting from the fabrication process.



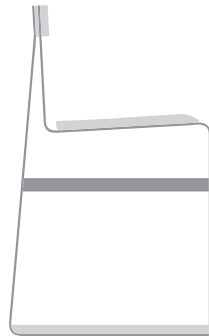
PC4: W: 18/46 D: 19/48 H: 31.5/80 SH: 18/46

**Description:** The piedmont collection no. 3 is a dining/side chair with a formed steel frame and carved solid timber seat and back. The product is ergonomically-tuned and features contract-grade materials, finishes, and engineering. Standard skram timber and metal finishes available. Custom materials and finishes also available. Residential or contract use.

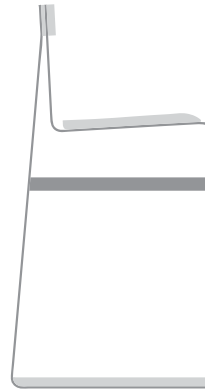
timber options	white ash natural	white ash ebonized	walnut natural
	1976	2015	2272

metal options	
opaque color: matte black	add 0
opaque color: matte white, matte charcoal	add 5%
opaque color: custom	contact skram
gunmetal steel*	add 7%

\*character grade finish. this finish will include variations in color, tone, and density as well as surface irregularities resulting from the fabrication process.



**PS5:** W: 18/46 D: 23/58 × H: 37.5/95 SH: 25/64



**PS6:** W: 18/46 D: 23/58 H: 43.5/110 SH: 31/79

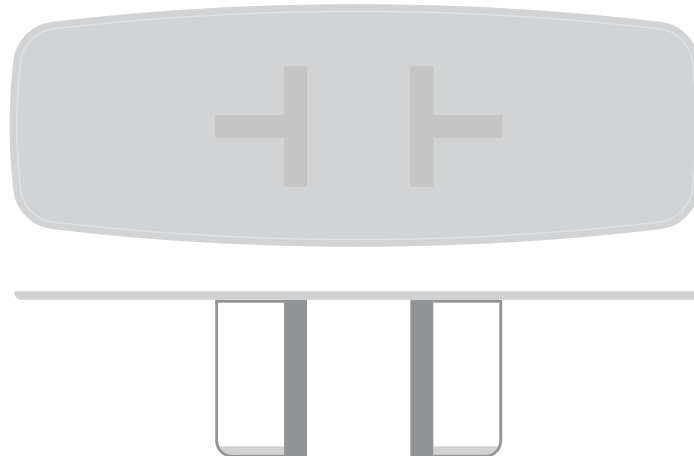
**Description:** The piedmont collection no. 3 stools are available in 2 standard models for counter and bar height applications. Features include a formed steel frame and carved solid timber seat and back. The product is ergonomically-tuned and features contract-grade materials, finishes, and engineering. Standard skram timber and metal finishes available. Custom materials and finishes also available. Residential or contract use.

timber options	white ash natural	white ash ebonized	walnut natural
	PS5: 2115	PS5: 2157	PS5: 2432
	PS6: 2129	PS6: 2172	PS6: 2448

metal options	
opaque color: matte black	add 0
opaque color: matte white, matte charcoal	add 5%
opaque color: custom	contact skram
gunmetal steel*	add 7%

\*character grade finish. this finish will include variations in color, tone, and density as well as surface irregularities resulting from the fabrication process.








**P33:** W: 120/305 × D: 42/107 × H: 29/74

**Description:** The piedmont pedestal table features solid timber construction with arcing edges and radiused corners. Client may specify edge profile as reverse bullnose, or wafer undercut. Spacious accommodation of 10+ persons at standard size. Pedestal bases are formed steel or bronze with timber detailing to match and adjustable leveler feet. All standard timber and metal finishes available. Contact skram for customization options. Residential use. For meeting and boardroom versions at a large scale and/or fully integrated connectivity and wire management options, please refer to contract version of this product for ordering details.


timber options	white ash natural	white ash ebonized	white ash grey	white ash whitewashed	walnut natural
ST model:	11969	12209	12927	12927	13765
LE model:	contact skram for options, details, and ordering info				

metal options	
opaque color: matte black	add 0
opaque color: matte white, matte charcoal	add 4%
opaque color: custom	add 14%
gunmetal steel*	add 14%
brushed stainless steel	contact skram
rubbed bronze: natural, dark	contact skram

\*character grade finish. this finish will include variations in color, tone, and density as well as surface irregularities resulting from the fabrication process.

edge profile options - tabletop	
reverse bullnose - rb (default)	add 0
	
square edge - sq	add 0
	
wafer undercut - wu	add 4%
	

piedmont round table






P34: DIA.: 60/152 × 29/74

**Description:** The piedmont round table features a solid timber top with edge profiles available as flat, reverse bullnose, or wafer undercut (pricing may vary). Spacious accommodation of 8 persons at standard size. Base is formed steel or bronze with timber detailing to match and adjustable leveler feet. All standard timber and metal finishes available. Contact skram for customization options. Residential use. For meeting table versions at a large scale and/or fully integrated connectivity and wire management options, please refer to contract version of this product for ordering details.

timber options	white ash natural	white ash ebonized	white ash grey	white ash whitewashed	walnut natural
ST model:	9893	10091	10685	10685	11377
LE model:	contact skram for options, details, and ordering info				

metal options	
opaque color: matte black	add 0
opaque color: matte white, matte charcoal	add 4%
opaque color: custom	add 14%
gunmetal steel*	add 14%
brushed stainless steel	contact skram
rubbed bronze: natural, dark	contact skram

\*character grade finish. this finish will include variations in color, tone, and density as well as surface irregularities resulting from the fabrication process.

edge profile options - tabletop	
reverse bullnose - rb (default)	add 0
	
square edge - sq	add 0
	
wafer undercut - wu	add 4%
	

other options	
24" removable turntable	add 384 net (timber to match)






**P35:** W: 120/305 × D: 42/107 × H: 29/74

**Description:** The original piedmont conference/dining table features a rectangular solid timber top. Edge profiles may be flat, reverse bullnose, or wafer undercut (pricing may vary). Spacious accommodation of 10+ persons at standard size. Base is formed steel or bronze with timber detailing to match and adjustable leveler feet. All standard timber and metal finishes available. Contact skram for customization options. Residential use. For meeting and boardroom versions at a large scale and/or fully integrated connectivity and wire management options, please refer to contract version of this product for ordering details.

timber options	white ash natural	white ash ebonized	white ash grey	white ash whitewashed	walnut natural
ST model:	13017	13277	14058	14058	14969
LE model:	contact skram for options, details, and ordering info				

metal options	
opaque color: matte black	add 0
opaque color: matte white, matte charcoal	add 4%
opaque color: custom	add 14%
gunmetal steel*	add 14%
brushed stainless steel	contact skram
rubbed bronze: natural, dark	contact skram

\*character grade finish. this finish will include variations in color, tone, and density as well as surface irregularities resulting from the fabrication process.

edge profile options - tabletop	
wafer undercut - wu (default)	add 0
	
square edge - sq	add 0
	
reverse bullnose - rb	add 0
	



P36: W: 28/71 × D: 18/46 × H: 24/6l


**Description:** The piedmont side table #1 is offered in 2 versions: standard (ST) or limited edition (LE). Both models feature a single drawer in hand-matched longwoods (ST) or burls (LE) with solid timber inlaid corners and edges. Drawers are solid timber with cork (ST) or burl-lined (LE) drawer bottoms riding on concealed runners and opening via low profile tab pulls. Contact skram for customization and limited edition options. Residential or contract use.

veneer options	white ash natural	white ash ebonized	rift white oak natural	white ash grey	white ash whitewashed	walnut natural	santos rosewood
ST model:	3915	3994	4072	4307	4307	3954	4542
LE model:	various burls. contact skram for details.						

metal options	
opaque color: matte black	add 0
opaque color: matte white, matte charcoal	add 4%
opaque color: custom	add 14%
gunmetal steel*	add 14%
brushed stainless steel	contact skram
rubbed bronze: natural, dark	contact skram

\*character grade finish. this finish will include variations in color, tone, and density as well as surface irregularities resulting from the fabrication process.

low profile tab pulls	
matte opaque black	add 0 (default option)
brushed stainless steel	add 0
natural rubbed bronze	add 9 net
dark rubbed bronze, gunmetal steel*	add 22 net



P38: W: 32/81 × D: 18/46 × H: 24/61

**Description:** The piedmont side table #2 is offered in 2 versions: standard (ST) or limited edition (LE). Both models 2 doors in hand-matched longwoods (ST) or burls (LE) with solid timber corners and edges. Doors feature offset knife hinges and low profile tab pulls in a natural rubbed bronze finish (NRB). Contact skram for customization and limited edition options. Residential or contract use.

veneer options	white ash natural	white ash ebonized	rift white oak natural	white ash grey	white ash whitewashed	walnut natural	santos rosewood
ST model:	4949	5048	5147	5444	5444	4998	5741
LE model:	various burls. contact skram for details.						

metal options	
opaque color: matte black	add 0
opaque color: matte white, matte charcoal	add 4%
opaque color: custom	add 14%
gunmetal steel*	add 14%
brushed stainless steel	contact skram
rubbed bronze: natural, dark	contact skram

\*character grade finish. this finish will include variations in color, tone, and density as well as surface irregularities resulting from the fabrication process.

low profile tab pulls	
matte opaque black	add 0 (default option)
brushed stainless steel	add 0
natural rubbed bronze	add 18 net
dark rubbed bronze, gunmetal steel*	add 44 net



**P40:** W: 54/137 × D: 16/41 × H: 32/81

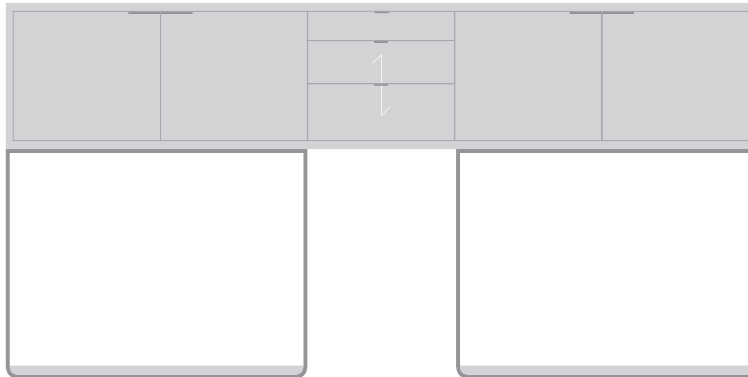
**Description:** The piedmont 3-drawer console is available in a variety of veneer and metal finishes. Veneer work is hand-bookmatched. All edges are protected with solid timber for added durability. Construction is mitered, with waterfall edges, and mortise-and-tenon joinery throughout. Timber inserts in metalwork at floor level are timber to match. Drawers are solid maple with cork-lined bottoms riding on soft-closing concealed runners and opening via low-profile tab pulls (matched to metal finish). Custom sizes, configurations, and materials are available. This product is suitable for residential or contract use.

veneer options	white ash natural	white ash ebonized	rift white oak natural	white ash grey	white ash whitewashed	walnut natural	santos rosewood
ST model:	6799	6935	7071	7479	7479	6867	7887
LE model:	various burls. contact skram for details.						

metal options	
opaque color: matte black	add 0
opaque color: matte white, matte charcoal	add 4%
opaque color: custom	add 14%
gunmetal steel*	add 14%
brushed stainless steel	contact skram
rubbed bronze: natural, dark	contact skram

\*character grade finish. this finish will include variations in color, tone, and density as well as surface irregularities resulting from the fabrication process.

low profile tab pulls	
matte opaque black	add 0 (default option)
brushed stainless steel	add 0
natural rubbed bronze	add 27 net
dark rubbed bronze, gunmetal steel*	add 66 net



**P42:** W: 78/198 × D: 18/46 × H: 36/91

**Description:** The piedmont sideboard is offered in 2 variants: standard (ST) or limited edition (LE). Both feature 3 drawers + 4 doors in hand-matched longwoods (ST) or burls (LE). Construction is mitered with 'waterfall' edges and mortise-and-tenon joinery. All edges and corners are reinforced with solid timber for added durability. Drawers are solid timber with cork (ST) or burl-lined (LE) drawer bottoms riding on concealed runners. Doors & drawers open via low profile tab pulls in natural rubbed bronze (NRB). Doors operate via precision-machined offset knife hinges in bronze (NRB). 1 adjustable shelf per cabinet area. Metalwork is formed steel or bronze with timber detailing to match. Contact skram for customization and limited edition options. Residential or contract use.

veneer options	white ash natural	white ash ebonized	rift white oak natural	white ash grey	white ash whitewashed	walnut natural	santos rosewood
ST model:	15509	15820	16130	17060	17060	15665	17991
LE model:	various burls and specialty longwoods. contact skram for details.						

metal options	
opaque color: matte black	add 0
opaque color: matte white, matte charcoal	add 4%
opaque color: custom	add 14%
gunmetal steel*	add 14%
brushed stainless steel	contact skram
rubbed bronze: natural, dark	contact skram

\*character grade finish. this finish will include variations in color, tone, and density as well as surface irregularities resulting from the fabrication process.

low profile tab pulls	
matte opaque black	add 0 (default option)
brushed stainless steel	add 0
natural rubbed bronze	add 63 net
dark rubbed bronze, gunmetal steel*	add 154 net



**P43:** W: 36/91 × D: 18/46 × H: 62/157

**Description:** The piedmont chest-on-stand is offered in 2 variants: standard (ST) or limited edition (LE). Both feature 3 drawers + 2 doors in hand-matched longwoods (ST) or burls (LE). Construction is mitered with 'waterfall' edges and mortise-and-tenon joinery. All edges and corners are reinforced with solid timber for added durability. Drawers are solid timber with cork (ST) or burl-lined (LE) drawer bottoms riding on concealed runners. Doors & drawers open via low profile tab pulls in natural rubbed bronze (NRB). Doors operate via precision-machined butt hinges in bronze (NRB). 1 adjustable shelf per cabinet area. Contact skram for customization and limited edition options. Residential or contract use.


veneer options	white ash natural	white ash ebonized	rift white oak natural	white ash grey	white ash whitewashed	walnut natural	santos rosewood
ST model:	15923	16241	16559	17515	17515	16082	18470
LE model:	various burls and specialty longwoods. contact skram for details.						

metal options	
opaque color: matte black	add 0
opaque color: matte white, matte charcoal	add 4%
opaque color: custom	add 14%
gunmetal steel*	add 14%
brushed stainless steel	contact skram
rubbed bronze: natural, dark	contact skram

\*character grade finish. this finish will include variations in color, tone, and density as well as surface irregularities resulting from the fabrication process.

low profile tab pulls	
matte opaque black	add 0 (default option)
brushed stainless steel	add 0
natural rubbed bronze	add 45 net
dark rubbed bronze, gunmetal steel*	add 110 net





**P44:** W: 60/152 × D: 18/46 × H: 62/157

**Description:** The piedmont cabinet-on-stand is offered in 2 models: standard (ST) or limited edition (LE). Both feature 2 large doors in hand-matched longwoods (ST) or burls (LE). Construction is mitered with 'waterfall' edges and mortise-and-tenon joinery. All edges and corners are reinforced with solid timber for added durability. Doors open via low profile tab pulls in natural rubbed bronze (NRB). Doors operate via precision-machined offset knife hinges in bronze (NRB). 2 adjustable shelves/1 pull-out drawer per cabinet area. Contact skram for customization and limited edition options. Residential or contract use.

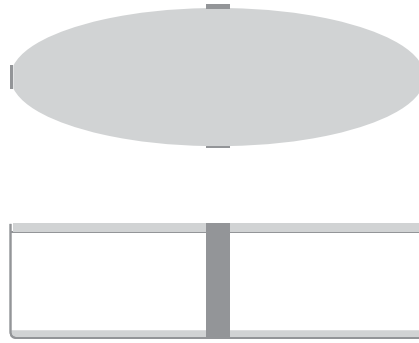
veneer options	white ash natural	white ash ebonized	rift white oak natural	white ash grey	white ash whitewashed	walnut natural	santos rosewood
ST model:	15600	15912	16224	17160	17160	15756	18096
LE model:	various burls and specialty longwoods. contact skram for details.						

metal options	
opaque color: matte black	add 0
opaque color: matte white, matte charcoal	add 4%
opaque color: custom	add 14%
gunmetal steel*	add 14%
brushed stainless steel	contact skram
rubbed bronze: natural, dark	contact skram

\*character grade finish. this finish will include variations in color, tone, and density as well as surface irregularities resulting from the fabrication process.

low profile tab pulls	
matte opaque black	add 0 (default option)
brushed stainless steel	add 0
natural rubbed bronze	add 18 net
dark rubbed bronze, gunmetal steel*	add 44 net

piedmont elliptical low table



P50: W: 55/140 × D: 18/46 × H: 15/38

**Description:** Piedmont elliptical low tables timber top features a square or reverse bullnose edge profile. Base is formed steel or bronze with timber detailing. May be specified in all skram timber options and metal finishes. Custom sizes, configurations, and materials are available. Residential or contract use.

timber options	white ash natural	white ash ebonized	rift white oak natural	white ash grey	white ash whitewashed	walnut natural
	3875	3992	4030	4263	4263	4263

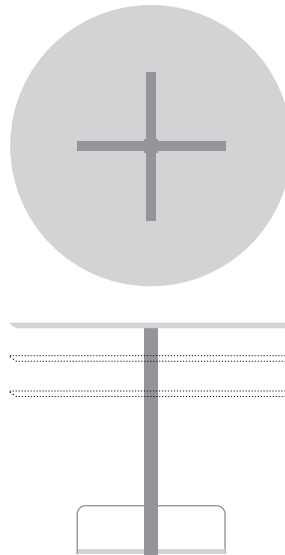
metal options	
opaque color: matte black	add 0
opaque color: matte white, matte charcoal	add 4%
opaque color: custom	add 14%
gunmetal steel*	add 14%
brushed stainless steel	contact skram
rubbed bronze: natural, dark	contact skram

\*character grade finish. this finish will include variations in color, tone, and density as well as surface irregularities resulting from the fabrication process.

edge profile options - tabletop	
square edge - sq (default)	add 0
reverse bullnose - rb	add X

# piedmont cafe table

top: 36"/91 dia.



P92: bar height 41"/104

P91: counter height 36"/91

P90: table height 29"/74

**Description:** Piedmont café tables are available in 3 standard models for dining, counter and bar heights. All models have a standard 36" diameter round top and available reverse bullnose, square, or wafer undercut edge profiles. Base is formed steel or bronze with timber column and detailing to match and adjustable leveler feet. May be specified in all skram timber options and metal finishes. Custom sizes, configurations, and materials are available. Residential or contract use.

timber options	white ash natural	white ash ebonized	rift white oak natural	white ash grey	white ash whitewashed	walnut natural
	P90: 3513	P90: 3618	P90: 3653	P90: 3864	P90: 3864	P90: 3864
	P91: 3513	P91: 3618	P91: 3653	P91: 3864	P91: 3864	P91: 3864
	P92: 3859	P92: 3975	P92: 4013	P92: 4245	P92: 4245	P92: 4245

metal options	
opaque color: matte black	add 0
opaque color: matte white, matte charcoal	add 4%
opaque color: custom	add 14%
gunmetal steel*	add 14%
brushed stainless steel	contact skram
rubbed bronze: natural, dark	contact skram

\*character grade finish. this finish will include variations in color, tone, and density as well as surface irregularities resulting from the fabrication process.

edge profile options - tabletop	
reverse bullnose - rb (default)	add 0
square edge - sq	add 0
wafer undercut - wu	add 4%

**skram**  
wishbone



## wishbone collection: contents


---

materiality	110
material options	111
wishbone collection	114
2-drawer high table	115
slab top desk	116
wishbone drawer desk	117
executive office desk	118
desks: connectivity - wire management	119
3-drawer cabinet	121
container - sideboard configuration	122
container - office configuration	123
credenza	124
shelving	125
terms and conditions	145
contact	146
warranty	147
quickship	148
rush order	148
custom	148
shipping	149
freight damage and claims	150
returns/cancellations	150

**note:** this is an interactive document.  
-click text above for direct link to corresponding product page.  
-skram logo returns to collection index page.

## materiality

---



**MATERIALS:** The materials that constitute the Skram range are the finest of their kind. They are selected, matched, seamed, and joined by experts devoted to craft, not by machines. The natural character of our materials affirms and enhances the identity of each object. Beyond the standard options, Skram products are fully customizable. The material options are truly limitless. Please contact our design department if you would like to discuss your project.

**SAMPLES:** Prospective clients may request physical samples from Skram directly or through a Skram representative to confirm selections prior to placing an order. While we do not charge for sampling of standard materials and finishes, we do kindly request that clients limit their selections as possible in advance. Sample requests may be directed to [info@skramfurniture.com](mailto:info@skramfurniture.com).



## material options

---

### veneer: longwood



WA-N: white ash, natural



RWO-N: rift white oak,  
natural



F-WAL: walnut, figured



WA-E: white ash, ebonized



WA-G: white ash, grey



WA-WW: white ash,  
whitewashed



SR: santos rosewood



**LONGWOOD:** Our longwood veneer options offer a wonderfully diverse range of tones and textures. All of our veneers are premium-grade hardwoods that are selected, joined, and bookmatched before bonding to stable, formaldehyde-free substrates with non-toxic adhesives. All products using veneer are protected with solid timber edges and corner inlay.

**TIMBER VS. VENEER:** With some exceptions, the Skram range is divided between items constructed of solid timber and those constructed of hardwood veneers. Some products are suitable for either fabrication process. A commonly held belief is that solid timber has a superior durability over veneer. Similarly, there is a view that the reason to use hardwood veneer is thrift. While both of these assumptions contain some validity, the reality is more nuanced. At Skram, veneer is not a shortcut or a cost-saving measure. Our decision to offer a given item in timber, veneer or both stems from structural and aesthetic considerations relating to a design. We hand-stitch and bookmatch furniture-grade veneers, then protect all edges and corners with matching solid wood inlay. The level of workmanship that characterizes our furniture negates deficiencies of durability that other veneered furniture might exhibit. For that reason, our lifetime warranty makes no distinction between timber and veneer-based products.

#### notes:

-contact skram sales department for custom material or finish options.


## material options

---

### veneer: burl



BRL-P: pimento burl



BRL-MH: mahogany burl



BRL-CW: circassian walnut  
burl



BRL-TA-N: tamo ash burl,  
natural



BRL-TA-G:tamo ash burl,  
grey



**BURL:** Beyond the longwood selections, Skram is expert in the processing of rare and precious burls. As a design element, Skram offers a selection of burls on limited edition versions of some products, as an optional accent on other standard designs, and in fully bespoke applications. Given the unique beauty of burls, every expression of the material on Skram products results in a one-of-a-kind design.

### notes:

-contact skram sales department for custom material or finish options.



## material options

---


### metal: matte opaque



MOB: matte opaque black



MOW: matte opaque white




MOC: matte opaque charcoal



custom


### metal: natural



SS4: brushed stainless steel



GML: gunmetal steel\*



NRB: rubbed bronze, natural



DRB: rubbed bronze, dark

**METAL:** From soft matte opaques to character-imbued patinas, Skram metals are contrast and complement to our wood selections. A matte opaque is a calming counterpoint to the decadence of santos rosewood, while brushed stainless steel or bronze complement the quiet strength of walnut. Gunmetal steel—raw and laden with the intrinsic character—seeks open-grained wood, like olive ash. Whatever your specification, our metals offer endless experiences and possibilities.

**OPAQUES:** Skram opaque metal finishes are contract grade 2k urethanes or powder coats, depending on the product. Standard opaques are black (MOB), charcoal (MOC), and white (MOW). Custom colors may be specified via the RAL color system. Default sheen for opaque metal finishes is matte.

**GUNMETAL STEEL:** This natural patina finish offers natural character rather than monolithic color. Skram's Gunmetal (GML) finish on steel features a hand 'rub-back of edges of the patinized surfaces to accentuate the greys and silvers of the base metal and the highlighting of the inherent variability of steel.


**STAINLESS STEEL/BRONZE:** Surface finishing on stainless steel is a no. 4 polish, also referred to as 'brushed'. Bronze may be either natural (NRB) or dark (DRB). Bronze finishes have a non-directional 'rubbed' surface and are sealed by lacquer/wax clear topcoats.

#### notes:

-contact skram sales department for custom material or finish options.

**wishbone collection**

## wishbone 2-drawer high table




**W12:** W: 48/122 × D: 15/38 × H: 36/91

**Description:** The wishbone series 2-drawer high table is available in a variety of veneer and metal finishes. Hardwood veneer longwoods are hand book-matched. Construction is mitered, 'waterfall' edges and mortise-and-teonon joinery. All edges and corners are reinforced with solid timber for added durability. Drawers are solid maple with cork-lined bottoms riding on soft-closing concealed runners and opening via low-profile tab pulls (matched to metal finish). Custom sizes, configurations, and materials are available. Residential or contract use.

veneer options	white ash natural	white ash ebonized	rift white oak natural	white ash grey	white ash whitewashed	walnut natural	santos rosewood
	5138	5241	5344	5652	5652	5190	5961
metal options							
opaque color: matte black	add 0						
opaque color: matte white, matte charcoal	add 4%						
opaque color: custom	add 14%						
gunmetal steel*	add 18%						
brushed stainless steel	contact skram						
rubbed bronze: natural, dark	contact skram						

\*character grade finish. this finish will include variations in color, tone, and density as well as surface irregularities resulting from the fabrication process.

low profile tab pulls		
matte opaque black	add 0 (default)	
brushed stainless steel	add 0	
natural rubbed bronze	add 18 net	
dark rubbed bronze, gunmetal steel*	add 44 net	



**W21:** W: 60/152 × D: 30/76 × H: 29.5/75

**Description:** The wishbone slab top desk is offered in one standard size and available in a variety of veneer and metal finishes. Hardwood veneer longwoods are hand book-matched. All edges are reinforced with solid timber for added durability. An optional ergonomic, adjustable keyboard/laptop pullout with platform in solid timber to match is available. Integrated connectivity and wire management options are available for this product. The wishbone desk is highly customizable in size, configuration, and material for a range of desk or ancillary table applications. Residential or contract use.

veneer options	white ash natural	white ash ebonized	rift white oak natural	white ash grey	white ash whitewashed	walnut natural	santos rosewood
	3380	3447	3515	3718	3718	3414	3920

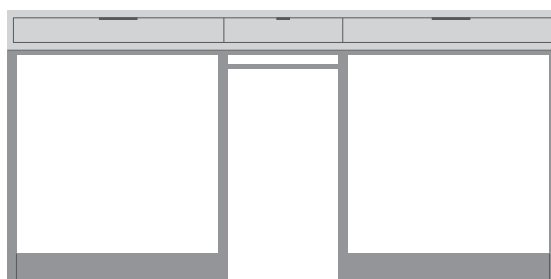
metal options	
opaque color: matte black	add 0
opaque color: matte white, matte charcoal	add 4%
opaque color: custom	add 14%
gunmetal steel*	add 18%
brushed stainless steel	contact skram
rubbed bronze: natural, dark	contact skram

\*character grade finish. this finish will include variations in color, tone, and density as well as surface irregularities resulting from the fabrication process.

other options	
ergonomic, adjustable keyboard pullout	add 375 net (timber to match)

## wishbone drawer desk

note: please refer to [page 118-119](#) of this document for connectivity and wire management options and upgrades.



**W26:** W: 60/152 × D: 30/76 × H: 29.5/75

**Description:** Skram's original wishbone drawer desk is offered in 2 standard models and a variety of hand book-matched veneers and metal finishes. Hardwood veneer longwoods are hand book-matched. Construction is mitered with 'waterfall' edges and mortise-and-tenon joinery. All edges and corners are reinforced with solid timber for added durability. These models have three drawers in solid maple with cork-lined bottoms riding on soft-closing concealed runners and opening via low-profile tab pulls (matched to metal finish). The W26 & W27 desk drawers also include integrated machined cork pencil trays. Integrated connectivity and wire management options are available for this product. Custom sizes, configurations, and materials are available. Residential or contract use.

veneer options	white ash natural	white ash ebonized	rift white oak natural	white ash grey	white ash whitewashed	walnut natural	santos rosewood
	6825	6962	7098	7508	7508	6894	7917

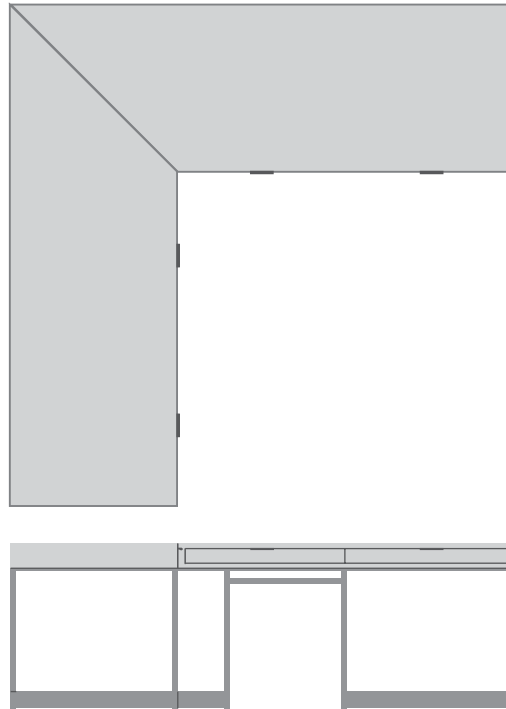
metal options	
opaque color: matte black	add 0
opaque color: matte white, matte charcoal	add 4%
opaque color: custom	add 14%
gunmetal steel*	add 18%
brushed stainless steel	contact skram
rubbed bronze: natural, dark	contact skram

\*character grade finish. this finish will include variations in color, tone, and density as well as surface irregularities resulting from the fabrication process.

low profile tab pulls	
matte opaque black	add 0 (default option)
brushed stainless steel	add 0
natural rubbed bronze	add 27 net
dark rubbed bronze, gunmetal steel*	add 66 net

## wishbone executive office desk: 'L' configuration

note: please refer to [page 118-119](#) of this document for connectivity and wire management options and upgrades.



**W30:** Overall: W: 92/234 × D: 92/234 × H: 29.5/75 Wing Depth: 30/76

### BASE PRICING BELOW. CONTACT SKRAM FOR CONFIGURATION OPTIONS.

**Description:** Skram's executive desk is a fully-customizable large-scale 'L' shaped desk with streamlined proportions but the functional-tuning required for a modern design-driven office. Key features of the new desk include a clear span on the 'user' side of the desk for unobstructed movement, seamlessly-integrated connectivity and wire management options, an optional integrated keyboard pull-out drawer, and access to the full compliment of Skram's curated material selections for both the woodwork and the metalwork. Options for customization of material, scale, and configuration make the new product ideal for settings where highly tailored solutions are required.

veneer options	white ash natural	white ash ebonized	rift white oak natural	white ash grey	white ash whitewashed	walnut natural	santos rosewood
	16955	17294	17633	18650	18650	17124	19668

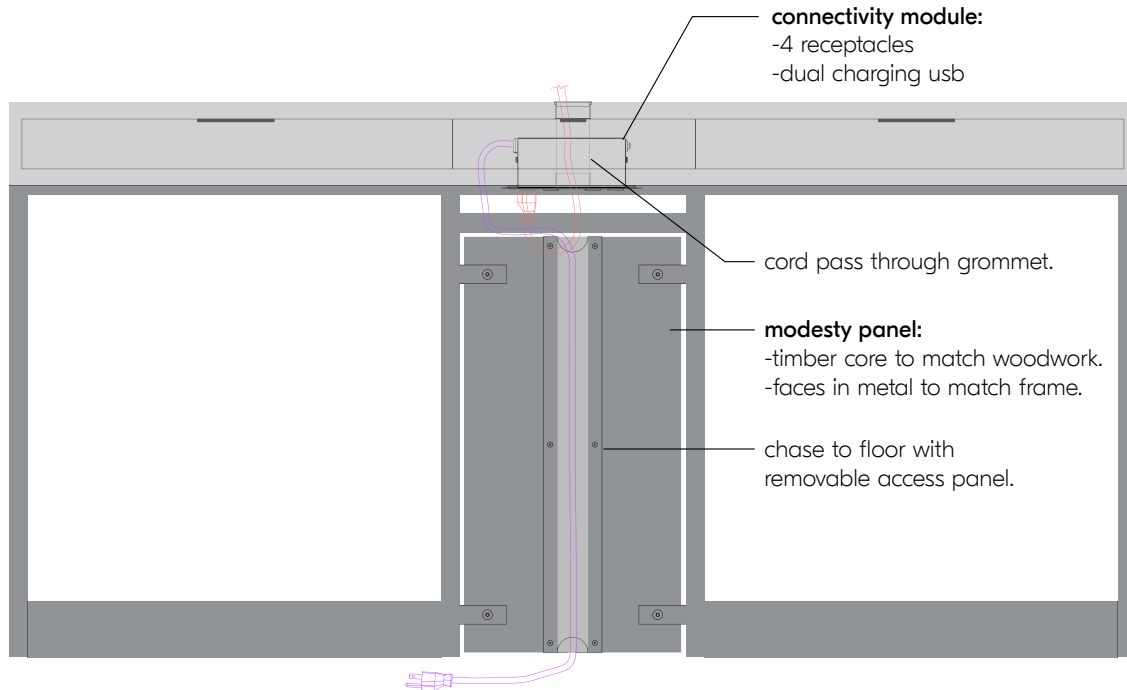
metal options		low profile tab pulls	
opaque color: matte black	add 0	matte opaque black	add 0 (default)
opaque color: matte white, matte charcoal	add 4%	brushed stainless steel	add 0
opaque color: custom	add 14%	natural rubbed bronze	add 36 net
gunmetal steel*	add 18%	dark rubbed bronze, gunmetal steel*	add 88 net
brushed stainless steel	contact skram		
rubbed bronze: natural, dark	contact skram		

\*character grade finish. this finish will include variations in color, tone, and density as well as surface irregularities resulting from the fabrication process.

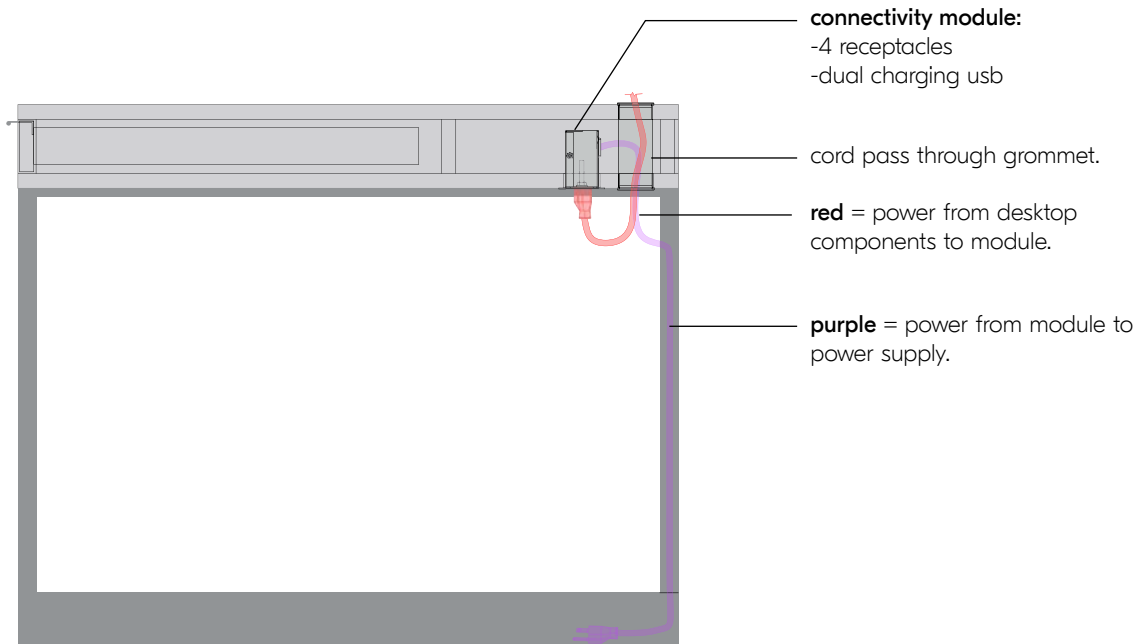
## specifications: wishbone series drawer desks: connectivity - wire management

This document presents standard connectivity and wire management configurations for Wishbone Series Drawer Desk, models W26 and W30 (executive desk). Non-standard options can be tailored to meet particular project needs. Please contact Skram Design Department to discuss. For additional information and reference imagery, please review the Wishbone Series Connectivity - Wire Management Specification Guide.

### view wishbone series desk: connectivity - wire management brochure





front view: W26 wishbone drawer desk



side view: W26 wishbone drawer desk

note: standard configuration for W26 and W30 desks shown here. All may be configured to order. Please contact Skram for additional options.



connectivity option 1: 520 NET

<p>down-leg internal* -pre-installed -power module cord only</p>	 <p><b>grommet**</b> -1.75" dia. -removable cap -matching metalwork</p>	 <p><b>connectivity module</b> -4 receptacles -dual charging usb -black finish only -108" black cord</p>
--	--	---

\*down-leg internal option may be specified in cases where modesty panel is not desired, and where only the single cord of the connectivity module is required (no additional chase capacity exists). Connectivity unit must be specified per below as unit is pre-installed with cord chases down leg at Skram Workshop prior shipment. Down-leg internal chase location defaults to rear right leg, but may be altered if noted at time of order placement.

\*\*default location: rear-middle of desktop

connectivity option 2: 895 BASE NET (see metalwork specific upcharges below)\*

<p>modesty panel -matching metalwork -removable cover</p>	 <p><b>grommet**</b> -1.75" dia. -removable cap -matching metalwork</p>	 <p><b>connectivity module</b> -4 receptacles -dual charging usb -black finish only -108" black cord</p>
---	--	---

\*base pricing in Matte Opaque Black finish is shown above. Modesty panel is finished to match desk metalwork selection. See pricing below for other finish selections.

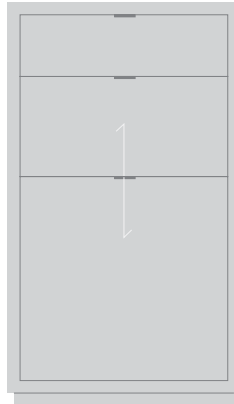
\*\*default location: rear-middle of desktop

modesty panel metal options

opaque color: matte black	add 0
opaque color: matte white, matte charcoal	add 27 NET
opaque color: custom	add 60 NET
gunmetal steel*	add 280 NET
brushed stainless steel	contact skram
rubbed bronze: natural, dark	contact skram

\*character grade finish. this finish will include variations in color, tone, and density as well as surface irregularities resulting from the fabrication process.



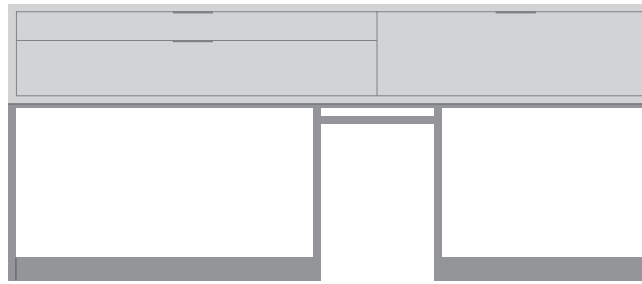


**W28:** W: 14/36 × D: 23.5/60 × H: 24.38/62

**Description:** The wishbone 3-drawer cabinet is a stand-alone or companion to wishbone desks and may be placed beneath all skram desk models. Hardwood veneer longwoods are hand book-matched. Construction is mitered, 'waterfall' edges and mortise-and-teonon joinery. All edges and corners are reinforced with solid timber for added durability. Drawers are solid maple with cork-lined bottoms riding on soft-closing concealed runners and opening via low profile tab style drawer pulls. Lower drawer is configured for legal/letter files. Custom sizing and finish options are also available. Residential or contract use.

veneer options	white ash natural	white ash ebonized	rift white oak natural	white ash grey	white ash whitewashed	walnut natural	santos rosewood
	2132	2174	2217	2345	2345	2153	2473

low profile tab pulls	
matte opaque black	add 0 (default)
brushed stainless steel	add 0
natural rubbed bronze	add 27 net
dark rubbed bronze, gunmetal steel*	add 66 net



**W47:** W: 84/213 × D: 20/51 × H: 36/91

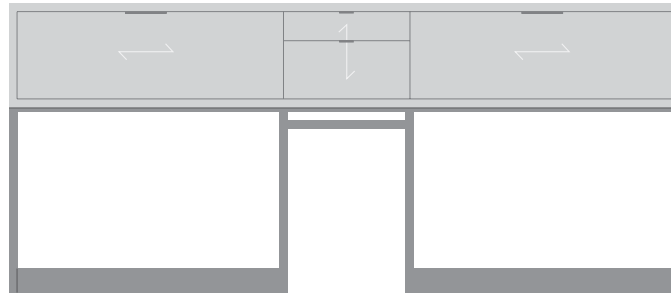
**Description:** The wishbone container\_sideboard is offered in a variety of veneer and metal finishes. Standard configuration is with 2 graduated drawers on left and 1 flap door on right with 1 adjustable shelf. Hardwood veneer longwoods are hand book-matched. Construction is mitered, 'waterfall' edges and mortise-and-teonon joinery. All edges and corners are reinforced with solid timber for added durability. Drawers are solid maple with cork-lined bottoms riding on soft-closing concealed runners and opening via low-profile tab pulls (matched to metal finish). Custom sizes, configurations, and materials are available. Residential or contract use.

veneer options	white ash natural	white ash ebonized	rift white oak natural	white ash grey	white ash whitewashed	walnut natural	santos rosewood
	10064	10265	10467	11071	11071	10165	11674

metal options	
opaque color: matte black	add 0
opaque color: matte white, matte charcoal	add 4%
opaque color: custom	add 14%
gunmetal steel*	add 18%
brushed stainless steel	contact skram
rubbed bronze: natural, dark	contact skram

\*character grade finish. this finish will include variations in color, tone, and density as well as surface irregularities resulting from the fabrication process.

low profile tab pulls	
matte opaque black	add 0 (default)
brushed stainless steel	add 0
natural rubbed bronze	add 27 net
dark rubbed bronze, gunmetal steel*	add 66 net



W49: W: 84/213 × D: 20/51 × H: 36/91

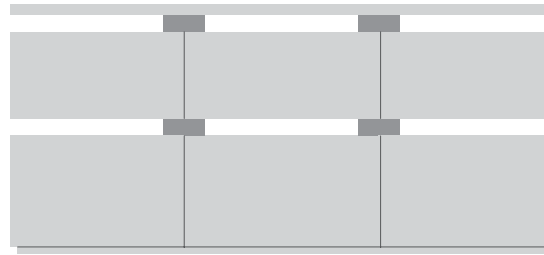
**Description:** The wishbone container\_office is offered in a variety of veneer and metal finishes. Standard configuration is 2 graduated drawers on center and 2 large file drawers. Hardwood veneer longwoods are hand book-matched. Construction is mitered, 'waterfall' edges and mortise-and-tenon joinery. All edges and corners are reinforced with solid timber for added durability. Drawers are solid maple with cork-lined bottoms riding on soft-closing concealed runners and opening via low-profile tab pulls (matched to metal finish). Custom sizes, configurations, and materials are available. Residential or contract use.

veneer options	white ash natural	white ash ebonized	rift white oak natural	white ash grey	white ash whitewashed	walnut natural	santos rosewood
	9947	10146	10345	10941	10941	10046	11538

metal options	
opaque color: matte black	add 0
opaque color: matte white, matte charcoal	add 4%
opaque color: custom	add 14%
gunmetal steel*	add 18%
brushed stainless steel	contact skram
rubbed bronze: natural, dark	contact skram

\*character grade finish. this finish will include variations in color, tone, and density as well as surface irregularities resulting from the fabrication process.


low profile tab pulls	
matte opaque black	add 0 (default option)
brushed stainless steel	add 0
natural rubbed bronze	add 36 net
dark rubbed bronze, gunmetal steel*	add 88 net



**W51:** W: 78/198 × D: 18/46 × H: 36/91

**Description:** The wishbone credenza is offered in a variety of veneer and metal finishes. Standard configuration is with 6 drawers (3 per tier). Hardwood veneer longwoods are hand book-matched. Construction is mitered, 'waterfall' edges and mortise-and-teonon joinery. All edges and corners are reinforced with solid timber for added durability. Drawers are solid maple with cork-lined bottoms riding on soft-closing concealed runners and opening via recessed, integral pulls. Optionally, lower drawers may be outfitted with file bars. Custom sizes, configurations, and materials are available. Residential or contract use.

<b>veneer options</b>	white ash natural 13657	white ash ebonized 13930	rift white oak natural 14203	white ash grey 15023	white ash whitewashed 15023	walnut natural 13793	santos rosewood 15842
<b>other options</b>	letter size file bars on lower tier drawers : add 450 list						



**W57:** W: 56/142 × D: 12/30 × H: 72/183

**Description:** Developed as a complement to other wishbone office products. May be used as a freestanding shelving unit or room divider. This product is available in timber for the shelves and steel for the uprights. Materials & finishes may be specified from the options below. Custom sizing and finish options are also available. Residential or contract use.

<b>timber options</b>	white ash natural	white ash ebonized	white ash grey	white ash whitewashed	walnut natural	
	9491	9681	10060	10060	10060	
<b>metal options</b>						
opaque color: matte black	add 0					
opaque color: matte white, matte charcoal	add 3%					
opaque color: custom	add 7%					
gunmetal steel*	add 10%					
brushed stainless steel	contact skram					
rubbed bronze: natural, dark	contact skram					

\*character grade finish. this finish will include variations in color, tone, and density as well as surface irregularities resulting from the fabrication process.

**skram**  
lighting & accessories



## lighting & accessories: contents

---

lighting	128
arak 8-arm chandelier	129
arak 16-arm chandelier	130
arak floor lamp	131
arak 1-arm sconce	132
torpedo sconce	133
accessories	134
cimani mirror collection	135
corkbowl no. 1	136
corkbowl no. 2	137
corkbox	138
este leather satchel	139
isto leather basket	140
leather rug	141
littlebox	142
serving board	143
vidalia vase	144
terms and conditions	145
contact	146
warranty	147
quickship	148
rush order	148
custom	148
shipping	149
freight damage and claims	150
returns/cancellations	150

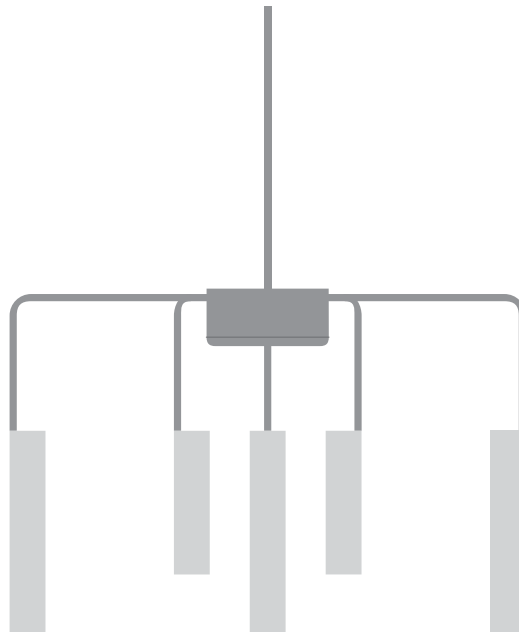
**note:** this is an interactive document.

-click text above for direct link to corresponding product page.

-skram logo returns to collection index page.

**lighting**



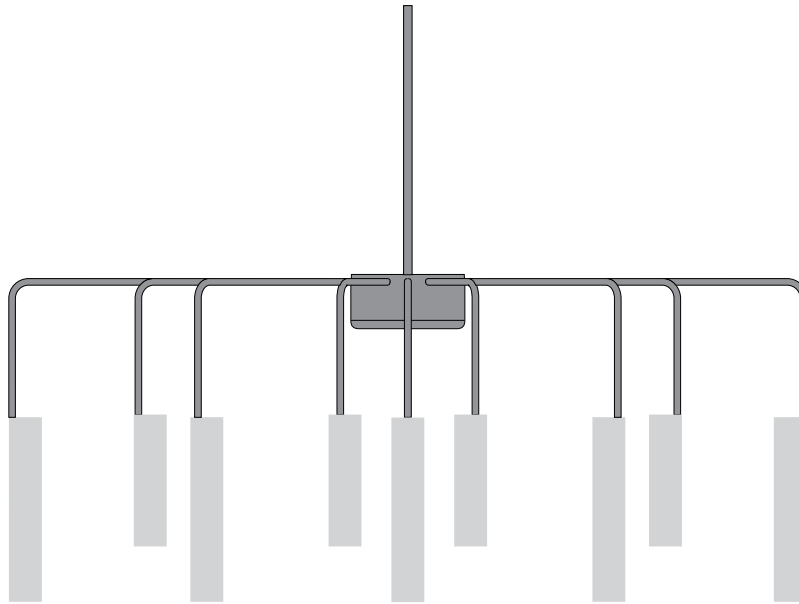


Q11: Dia.: 36/91 × H: 24/61

**Description:** The arak 8-arm chandelier features individually hand-formed porcelain diffusers supported by blackened aluminum arms and a cast bronze hub. Arak products are a collaboration between skram lead designer jacob marks and north carolina artist mimi logothetis, whose innovations (in the transfer of hand-applied graphics to porcelain forms) are a focus of the exploration. 36 inch aluminum down-rod is standard; longer lengths available. Custom configurations available by request. Premium quality, high-efficiency L.E.D. light engines provide outstanding quality and output. All skram lighting products rate at 90+ CRI, 2700k and are UL listed. Additional specifications and details for this product are available in 'downloads' section. Professional installation required. Residential or contract use.

Q11:


12981



Q12: W: 60/152 × D: 40/102 × H: 24/61

**Description:** The arak 16-arm chandelier features individually hand-formed porcelain diffusers supported by blackened aluminum arms and a cast bronze hub. Arak products are a collaboration between skram lead designer jacob marks and north carolina artist mimi logethis, whose innovations (in the transfer of hand-applied graphics to porcelain forms) are a focus of the exploration. 36 inch aluminum down-trod is standard; longer lengths available. Premium quality, high-efficiency L.E.D. light engines provide outstanding quality and output. All skram lighting products rate at 90+ CRI, 2700k and are UL listed. Additional specifications and details for this product are available in 'downloads' section. Professional installation required. Residential or contract use.

Q12:	19320
------	-------



Q21: W: 12/30 × D: 9/23 × H: 60/152

**Description:** The arak floor lamp features an individually hand-formed, translucent porcelain diffuser supported by a blackened aluminum arm and a cast bronze hub. Arak products are a collaboration between skram lead designer jacob marks and north carolina artist mimi logothetis, whose innovations (in the transfer of hand-applied graphics to porcelain forms) are a focus of the exploration. Machined aluminum foot switch. Premium quality, high-efficiency L.E.D. light engines provide outstanding quality and output. All skram lighting products rate at 90+ CRI, 2700k and are UL listed. Additional specifications and details for this product are available in 'downloads' section. Professional installation required. Residential or contract use.

Q21:

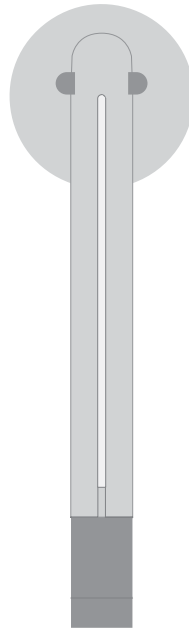
2615



**Q30:**  
 W: 6/15× D: 4/10× H: 26/66  
 Cover Plates: Dia.: 6/15

**Description:** The arak 1-arm sconce features an individually hand-formed, translucent porcelain diffuser supported by a formed arm and oversized wall plates in blackened aluminum or bronze in dark rubbed or natural finishes. Arak products are a collaboration between skram lead designer jacob marks and north carolina artist mimi lothetis, whose innovations (in the transfer of hand-applied graphics to porcelain forms) are a focus of the exploration. Premium quality, high-efficiency L.E.D. light engines provide outstanding quality and output. All skram lighting products rate at 90+ CRI, 2700k and are UL listed. Additional specifications and details for this product are available in 'downloads' section. Professional installation required. Residential or contract use.

metal finish options	blackened aluminum	dark-rubbed bronze/ natural rubbed bronze
	1885	2095



**T10:**

Main body dimensions: W: 2/5 × D: 2/5 × H: 19.38/49

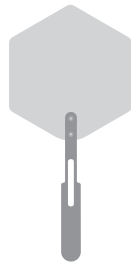
Projection from wall: 4/10

Cover Plate: Dia.: 6/15


**Description:** Torpedo is a l.e.d. driven sconce. The main body is bronze. The end cap and hang bar—with joinery that references the traditional woodworking that defines Skram's products—are gunmetal steel. Light emanates from slots on the front and sides. The rear is fully machined-out and diffused, resulting in the soft illumination of the wall. Premium quality, high-efficiency L.E.D. light engines provide outstanding quality and output. Premium quality, high-efficiency L.E.D. light engines provide outstanding quality and output. All skram lighting products rate at 90+ CRI, 2700k and are UL listed. Additional specifications and details for this product are available in 'downloads' section. Professional installation required. Residential or contract use.

metal finish options	natural bronze/ gunmetal steel	dark-rubbed bronze/gunmetal steel
	3504	3504

**accessories**



CM-B




CM-F



CM-G

**Description:** Cimani is a collection of hand mirror accessories consisting of 3 unique models in different shapes and sizes. Cimani mirrors are machined in mirror-polished stainless steel, which offers exceptional optical reflectivity and durability. Matte bead-blasted detailing on the mirror surface creates visual and textural contrast while a machined, hand-riveted, and hand-finished timber handle with hanging slot and hardware for wall-mounting complete the presentation. Cimani mirrors may be used individually but are typically used in freeform or geometric wall arrangements. Contact skram design department for a consultation or assistance in creating custom tailored layouts.

timber options:			
natural or fumed white oak, wenge, or custom material	CM-B: Rounded Hexagon: W: 7.8/20 × H: 8.6/22 (mirror). Overall H: 16.2/41	308	
	CM-F: Rounded Square: W: 6/15 × H: 10/25 (mirror). Overall H: 17.6/45	308	
	CM-G: Circle Rect.: W: 6/15 × H: 10/25 (mirror). Overall H: 17.6/45	295	



**CBI:** W: 12/30 × D: 12/30 × H: 4/10


---

**Description:** Corkbowl no. 1 is a decorative vessel made of high density cork. It features an offset half-sphere lathe-turned into the face and an undercut edge. Clients may specify opaque matte accent color or all-natural cork.

material options	cork natural	cork color
	377	377

note: this product is subject to wholesale minimums. please contact Skram for details.





**CB2-D**  
DIA: 11.5/29 × H: 2.5/6



**CB2-E**  
W: 12/30 × D: 6.25/16 × H: 2.5/6

**Description:** Corkbowl no. 2 is a decorative cork and timber accessory that features a solid timber base combined with a machined cork bowl to create useful, versatile storage options for the kitchen, office, or bedroom or bathroom. Wholesale and volume discounts apply and volume-level customization is possible.

material options	cork natural/ walnut
CB2-D	147
CB2-E	147

note: this product is subject to wholesale minimums. please contact Skram for details.




**CBX:** W: 18/46 × D: 8/20 × H: 6.75/17

**Description:** Corkbox is a decorative storage accessory made of high density cork. It features solid, high-density cork with walnut accents (handle and bottom).

material option	cork natural/ walnut  411
-----------------	------------------------------------

note: this product is subject to wholesale minimums. please contact Skram for details.



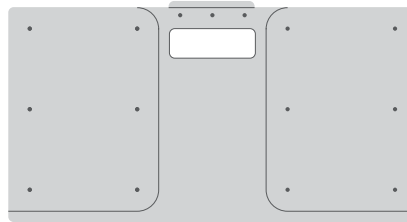
ES2: W: 23/58.5 D: 13.25/33.5 H: 18/46

---

**Description:** The este leather satchel is handmade at skram's north carolina workshop. This satchel is part of an ongoing exploration of heavyweight saddle leather by skram founder and lead designer a. jacob marks. The este leather satchel is scaled for the transport of bulky items and is a dramatic decorative, utilitarian presence in the home. Este features U.S.A. hides in character-grade vegetable tanned, drum-dyed 8-9oz. leather.

**leather options**

character grade leather: ES2: 1291  
black, chestnut, tan




IB2: W: 21/53 D: 11/28 H: 10/25

**Description:** The isto leather basket is handmade at skram's north carolina workshop. This basket is part of an ongoing exploration of heavyweight saddle leather by skram founder and lead designer a. jacob marks. Isto materializes from a single 'folded' piece of leather secured to shape by matte black double cap. Isto features U.S.A hides in character-grade vegetable tanned, drum-dyed 8-9oz. leather.

**leather options**

character grade leather:  
black, chestnut, tan

IB2: 700




LR: W: 120/305 D: 60/152

---

**Description:** The leather rug is handmade at skram's north carolina workshop. This rug is part of an ongoing exploration of heavyweight saddle leather by skram founder and lead designer a. jacob marks. It features U.S.A hides in character-grade vegetable tanned, drum-dyed 8-9oz. leather.

**leather options**

character grade leather: 5846  
black, chestnut, tan




**LBX:** W: 13.5/34 × D: 7.5/19 × H: 7.38/19

**Description:** Littlebox is a versatile decorative accessory in solid timber with variably spaced exposed dovetails. The handle is cold-formed steel. Both handle and bottom are finished in matte urethane. Please contact skram for custom size, material, and colors.

<b>timber options</b>	rift white oak natural	walnut natural
	358	390
<b>metal options</b>		
opaque color: matte black, matte white	add 0	
opaque color: custom color	contact skram	

**note:** this product is subject to wholesale minimums. please contact Skram for details.



**SB:** Dia. 14/36 × H: 1.75/4

**Description:** Serving Board is an end-grain (butcher block) serving accessory developed by skram to utilize offcuts from the manufacture of large tables and casegoods. The product is intended for commercial or residential use. It is offered in a standard 14" diameter with a carved, integral handle and slope. Custom contract production of variants of this item is possible for hospitality contexts.

timber options:

european beech, or walnut (subject to availability)	269
--	-----

**note:** this product is subject to wholesale minimums. please contact Skram for details.



V71: W: 8.5/22 × D: 5.5/14 × H: 5.5/14 (Vase: Dia.: 0.75/2 × 6/15)

**Description:** Vidalia is a bent-laminated sculptural vase form constructed of 5 layers of hardwood veneer. Watertight aluminum tubes are removable and adjustable.

veneer options	olive ash natural	rift white oak natural	walnut figured	white ash ebonized	white ash grey	white ash whitewashed	santos rosewood
	230	230	239	239	239	252	268

**note:** this product is subject to wholesale minimums. please contact Skram for details.



[terms and conditions](#)

# terms and conditions

---

## contact information:

---

### headquarters:

234 w. trade street  
burlington, north carolina 27217

t: 336 222 6622

f: 336 222 6655

[sales@skramfurniture.com](mailto:sales@skramfurniture.com)

### nydc showroom:

200 lexington ave. | suite 816  
ny, ny 10016

t: 646 293 6615

[angelyn@skramfurniture.com](mailto:angelyn@skramfurniture.com)

**pricing:** All pricing presented in this pricelist is list. Prices are based on a quantity of 1 unless otherwise noted. Trade and wholesale discounts apply for qualifying purchasers. New customers should contact skram or a skram representative to set up an account, at which time, discount levels will be assigned. Further discounts may be available based on order volume. Product pricing does include packaging and crating costs but not transit fees (please see domestic transit rate map). Prices, materials, and specifications are subject to change without notice. It is recommended that purchasers contact skram or a skram representative for pricing confirmation prior to quotation or specification.

sales and use tax: All sales are subject to sales tax requirements as appropriate. Tax exemption information must be provided to be kept on record for exemption from sales tax. All international sales assume duties, taxes, and fees to be the responsibility of the client.

All credit card transactions will be subject to a 4% processing fee.

## warranty:

---

As a testament to our commitment to the long-term satisfaction of our clients, Skram extends a lifetime guarantee to the original purchaser of any Skram product.

If you are not completely satisfied with the quality of a product, we will refund the cost of or replace the item if notified within 15 days of delivery. Beyond that, should our furniture fail under normal use at any point during the lifetime of the original owner, because of workmanship or material defect, we will either repair or replace it. We extend this guarantee to purchases made after 2004. Custom modifications of existing pieces and custom orders may be excluded.

**This guarantee does not apply in instances of:**

- Failure to follow product care instructions supplied by Skram and posted on the company's website.
- Damage caused by a carrier other than Skram.
- Normal wear and tear or acts or omissions of parties other than Skram (including user modification).
- Customers own material or other third party materials applied to products.
- Products either not installed according to instructions or damaged by careless removal of packaging.
- Dramatic temperature variations or exposure to unusual conditions.
- Deficiency in textiles or upholstery supplied by Skram.
- Solid cork products, which are covered by a two year guarantee.

## services:

---

Skram offers a range of services tailored to a clientele who value the company's commitment to producing objects that are innovative in design, visually restrained, and uncompromising in their quality. In addition to the sales of non-customized products at standard lead times (typically 8-12 weeks), the company offers the following special services to customers seeking either customization or requiring accelerated turnaround times.

**quickship:** Responding to the needs of customers for whom timing trumps flexibility, skram maintains limited inventory of select items. In stock items ship within 10 business days of order confirmation. Available products may be viewed in real time via the ['Quickship' page](#) of the skram website.

**rush order:** Similar to the quickship program, Skram's rush order program permits accelerated lead times and guaranteed delivery dates for not-in-stock or customized items. Upcharges apply for this service and are calculated as a percentage of invoiced amount relative to required delivery date.

**custom:** Skram views its product line as a springboard for the creative vision of its clients. The company's product line is customizable in material, scale, and configuration beyond the standard options. Custom services fall into two basic categories, depending on the project scope:

**one off/low volume:** Skram's one-off services are available to any firm or individual that would like either to modify existing skram designs or commission the design and fabrication of original custom designs for unique projects or applications.

**custom contract:** Skram's custom contract division was created to serve the needs of firms specializing in high-profile, large-scale interior architecture projects around the world. From design to delivery, the company's contract division is focused on ensuring customer satisfaction in both process and product. Inquiries regarding contract or custom contract projects should be directed to [contract@skramfurniture.com](mailto:contract@skramfurniture.com).

## shipping:

---



Transit fees shown here are calculated based on List order cost not including discounts. Rates are for transit only as product pricing includes all costs associated with domestic packaging and crating.

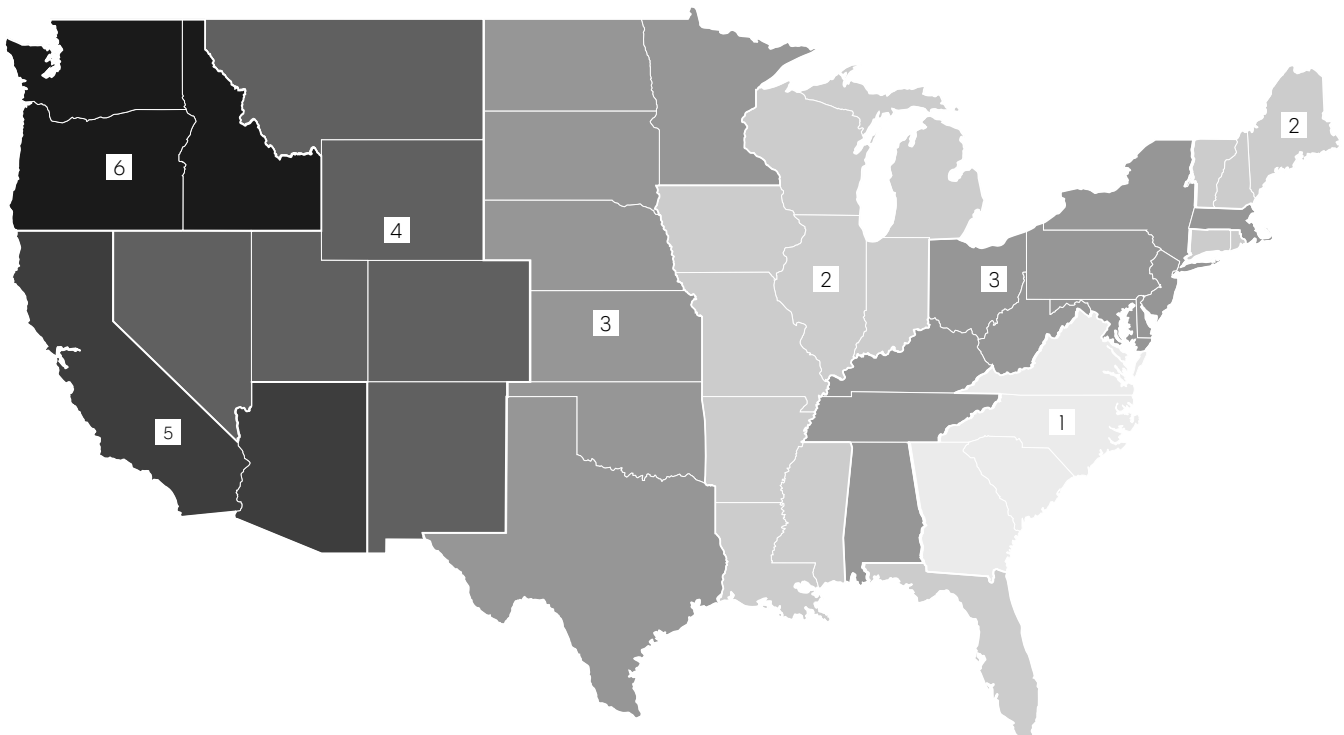
Skram will ship via its preferred carrier network. Standard shipping is direct to Client warehouse and includes no special services at destination. Residential, direct-to-site, and white glove options are available at additional cost. Please contact Skram or a Skram representative for details.

Shipments beyond the continental U.S.A. and international shipments are calculated on a case-by-case basis.

High quality packaging and crating which meets trucking and railroad specifications is standard. All packaging and crating for international shipments is ISPM-15 certified.

**NOTE: Additional fees may be incurred for special services such as 'call ahead' or 'appointment for delivery' and for over length items.**

Zone	Freight Rate
1 	3%
2 	4%
3 	5%
4 	8%
5 	9%
6 	11%



## transit and receipt:

---

**freight damage and claims:** Skram is not liable for damages that occur during transit or storage. The carrier assumes all responsibility upon acceptance of product. It is the customer's responsibility to inspect all products upon receipt and file any claims with the carrier. No product should be refused. If products are received damaged, a written exception should be made on the bill of lading and an immediate inspection be requested of the carrier.

Concealed damage must be reported to the carrier within 15 days of receipt. Failure to make claims shall constitute acceptance of the products and waiver any claims of defects, errors or shortages. In the event delivery is made on a Skram truck, the products should be carefully inspected for transit damage. If contents are damaged, the driver should be notified to call his dispatcher for immediate disposition. Concealed damage must be reported within 15 days of receipt and product/ packaging held for inspection by a Skram representative. Replacements for product damaged in shipment or storage will be manufactured upon receipt of a purchase order.

**returns:** No merchandise may be returned to Skram without written consent in the form of a Return Authorization from our Quality Assurance Department stating why the item is being returned and how the item will be shipped. In the event a return is authorized by Skram for reasons other than damage or defect, the customer shall be responsible for a 25% restocking fee, as well as a double freight charge. Unauthorized returns will be automatically refused by our receiving department as well as returns not in accordance with Skram shipping instructions. Liability for defective merchandise shall be limited to the replacement or repair of that merchandise, and Skram shall not be liable for other damages or losses.

**cancellations:** All acknowledged orders are considered firm orders and are not subject to cancellation.



**skram**

**headquarters:**

234 w. trade street  
burlington, north carolina 27217  
t: 336 222 6622  
f: 336 222 6655  
[sales@skramfurniture.com](mailto:sales@skramfurniture.com)

**nydc showroom:**

200 lexington ave. | suite 816  
ny, ny 10016  
t: 646 293 6615  
[angelyn@skramfurniture.com](mailto:angelyn@skramfurniture.com)